

PRODUCT MONOGRAPH

◆ANDRIOL®

(testosterone undecanoate capsules)

40 mg

Androgen

Merck Canada Inc.
16750 route Transcanadienne
Kirkland, QC Canada H9H 4M7
www.merck.ca

Date of revision:
January 07, 2016

Control no. 188218

Table of Contents

PART I: HEALTH PROFESSIONAL INFORMATION.....	3
SUMMARY PRODUCT INFORMATION	3
INDICATIONS AND CLINICAL USE.....	3
CONTRAINDICATIONS	3
WARNINGS AND PRECAUTIONS.....	4
ADVERSE REACTIONS.....	7
DRUG INTERACTIONS	9
DOSAGE AND ADMINISTRATION	10
OVERDOSAGE	10
ACTION AND CLINICAL PHARMACOLOGY	11
STORAGE AND STABILITY	13
SPECIAL HANDLING INSTRUCTIONS	13
DOSAGE FORMS, COMPOSITION AND PACKAGING	13
 PART II: SCIENTIFIC INFORMATION	 14
PHARMACEUTICAL INFORMATION.....	14
CLINICAL TRIALS	14
TOXICOLOGY	20
REFERENCES	22
 PART III: CONSUMER INFORMATION.....	 24

◆ANDRIOL®

testosterone undecanoate capsules

PART I: HEALTH PROFESSIONAL INFORMATION

SUMMARY PRODUCT INFORMATION

Route of Administration	Dosage Form / Strength	Clinically Relevant Nonmedicinal Ingredients
oral	capsule 40 mg	Castor oil, gelatin, Sunset Yellow. <i>For a complete listing see Dosage Forms, Composition and Packaging section.</i>

INDICATIONS AND CLINICAL USE

Andriol® (testosterone undecanoate capsules) is indicated for testosterone replacement therapy in adult males for conditions associated with a deficiency or absence of endogenous testosterone.

Andriol® should not be used to treat non-specific symptoms suggestive of hypogonadism if testosterone deficiency has not been demonstrated and if other etiologies responsible for the symptoms have not been excluded. Testosterone deficiency should be clearly demonstrated by clinical features and confirmed by two separate validated biochemical assays (morning testosterone) before initiating therapy with any testosterone replacement, including Andriol® treatment.

Geriatrics (>65 years of age): There is limited Andriol® use in the geriatric population (see CLINICAL TRIALS).

Pediatrics (<18 years of age): Andriol® is not indicated for use in children <18 years of age since safety and efficacy have not been established in this patient population (see WARNINGS AND PRECAUTIONS).

CONTRAINDICATIONS

- Andriol® (testosterone undecanoate capsules) should not be used in patients with known hypersensitivity to any of its ingredients. For a complete listing of ingredients see the DOSAGE FORMS, COMPOSITION AND PACKAGING section of the product monograph.
- Testosterone replacement therapies are contraindicated in men with known or suspected carcinoma of the prostate or breast.
- Andriol® is not indicated for use in women.

- Contraindicated drug-drug interactions appear in the Drug Interactions section (see DRUG INTERACTIONS).

WARNINGS AND PRECAUTIONS

General

There is very limited data from clinical trials with Andriol[®] (testosterone undecanoate capsules) in the geriatric male (>65 years of age) to support the efficacy and safety of prolonged use. Impacts to prostate and cardiovascular event rates and patient important outcomes are unknown.

Patients with clinical or demographic characteristics that are recognized to be associated with an increased risk of prostate cancer should be evaluated for the presence of prostate cancer prior to initiation of testosterone replacement therapy.

Testosterone replacement therapy should not be used to attempt to improve body composition, bone and muscle mass, increase lean body mass and decrease total fat mass. Efficacy and safety have not been established. Serious long term deleterious health issues may arise.

Testosterone replacement therapy has not been shown to be safe and effective for the enhancement of athletic performance. Because of the potential risk of serious adverse health effects, this drug should not be used for such purpose.

If testosterone deficiency has not been established, testosterone replacement therapy should not be used for the treatment of sexual dysfunction.

Clinical studies have not established testosterone replacement therapy as a treatment for male infertility.

Andriol[®] contains Sunset Yellow (E110, FD&C Yellow no. 6) which may cause allergic reactions.

Special Populations

Pediatrics (<18 years of age): Testosterone replacement therapy should be used cautiously in males with hypogonadism causing delayed puberty. Androgens can accelerate bone maturation without producing compensatory gain in linear growth. This adverse effect may result in compromised adult stature. The younger the child is the greater risk of compromising final mature height. The effect of androgens on bone maturation should be monitored closely by assessing bone age of the wrist and hand on a regular basis.

Geriatrics (>65 years of age): There are very limited controlled clinical study data supporting the use of testosterone in the geriatric population and virtually no controlled clinical studies on subjects 75 years and over. Currently, there is no consensus about age specific testosterone reference values. However, it should be taken into account that physiologically testosterone serum levels are lower with increasing age.

Geriatric patients treated with testosterone products may be at an increased risk for the development of prostatic hyperplasia and prostatic carcinoma but their role in the initiation of

either disease is unknown.

In men receiving testosterone replacement therapy, surveillance for prostate cancer should be consistent with current practices for eugonadal men.

Pregnant Women and Nursing Women: Andriol® should not be used in pregnant or nursing women. Testosterone may cause fetal harm. Testosterone exposure during pregnancy has been reported to be associated with fetal abnormalities (see CONTRAINDICATIONS).

Carcinogenesis

Prostatic: Geriatric patients treated with testosterone products may be at an increased risk for the development of prostatic hyperplasia and prostatic carcinoma but their role in the initiation of either disease is unknown.

Breast: Patients using long-term parenteral testosterone replacement therapy may be at an increased risk for the development of breast cancer.⁸

Skeletal: Patients with skeletal metastases are at a risk of exacerbating hypercalcemia/hypercalciuria with concomitant testosterone replacement therapy.

Cardiovascular

Testosterone may increase blood pressure and should be used with caution in patients with hypertension.

Edema, with or without congestive heart failure, may be a serious complication in patients with pre-existing cardiac, renal, or hepatic disease. Diuretic therapy may be required, in addition to discontinuation of the drug.

Post-market studies suggest increased risk of serious cardiovascular events such as myocardial infarction and stroke associated with testosterone therapy. Before starting testosterone therapy, patients should be assessed for any cardiovascular risk factors (e.g., existing ischaemic heart disease) or prior history of cardiovascular events (e.g., myocardial infarction, stroke, or heart failure). Patients should also be closely monitored for possible serious cardiovascular events while on testosterone therapy.

Dependence/Tolerance

Andriol® contains testosterone, a Schedule G controlled substance as defined by the Food and Drugs Act.

Endocrine and Metabolism

Testosterone products have been shown to alter glucose tolerance tests. Diabetics should be followed carefully and the insulin or oral hypoglycemic dosage adjusted accordingly (see **Drug-Drug Interactions**).

Hypercalciuria/hypercalcemia (caused by malignant tumors) may be exacerbated by androgen treatment. Androgens should be used with caution in cancer patients at risk of hypercalcemia (and associated hypercalciuria). Regular monitoring of serum calcium concentrations is

recommended in patients at risk of hypercalciuria/ hypercalcemia. Hypercalcemia may occur in immobilized patients. If any hypercalcemia occurs, the drug should be discontinued.

Genitourinary

Patients with benign prostatic hyperplasia may develop acute urethral obstruction.

Hematologic

Hemoglobin and hematocrit levels should be checked periodically (to detect polycythemia) in patients on long-term testosterone replacement therapy (see **Monitoring and Laboratory Tests**).

Respiratory

The treatment of hypogonadal men with testosterone products may potentiate sleep apnea, particularly for those with risk factors such as obesity or chronic lung diseases.

Sexual Function/Reproduction

Gynecomastia may develop and occasionally persist in patients being treated for hypogonadism. Priapism or excessive sexual stimulation may develop. Oligospermia may occur after prolonged administration or excessive dosage.

Monitoring and Laboratory Tests

The patient should be monitored (including serum testosterone levels) at baseline and on a regular basis to ensure adequate response to treatment. Good clinical judgment must be employed using serum bioavailable testosterone levels or if this is unavailable Calculated Free Testosterone Fractions since the levels have daily fluctuations with use of Andriol[®]. Serum Bioavailable Testosterone (Bio-T) level or Calculated Free Testosterone Fractions must be obtained about 5 hours after Andriol[®] Capsule intake, at C_{max}, and in a non-fasted subject.^{1, 2} Clinicians should adjust the dosage individually to ensure maintenance of eugonadal testosterone levels.

Currently there is no consensus about age specific testosterone levels. The normal serum testosterone level for young eugonadal men is generally accepted to be approximately 10.4-34.6 nmol/L (300-1000 ng/dL). It should be taken into account that physiological testosterone levels (mean and range) decrease with increasing age.

The following laboratory tests, performed routinely, are recommended to ensure that adverse experience possibly caused by or related to testosterone replacement therapy is detected and addressed:

- hemoglobin and hematocrit levels should be checked periodically (to detect polycythemia);
- liver function tests;
- prostate specific antigen (PSA), digital rectal examination (DRE), especially if the patient presents with progressive difficulty with urination or a change in voiding habits;
- lipid profile, total cholesterol, LDL, HDL, and triglycerides; serum cholesterol levels may increase and/or decrease during androgen therapy.¹⁵

- diabetics should be followed carefully and the insulin or oral hypoglycemic dosage adjusted accordingly (see **Drug-Drug Interactions**).

ADVERSE REACTIONS

Adverse Drug Reaction Overview

Clinical Trial Adverse Drug Reactions

Because clinical trials are conducted under very specific conditions the adverse reaction rates observed in the clinical trials may not reflect the rates observed in practice and should not be compared to the rates in the clinical trials of another drug. Adverse drug reaction information from clinical trials is useful for identifying drug-related adverse events and for approximating rates.

The following adverse reactions have occurred with androgen therapy in general: fluid retention, nervousness, mood disturbance, myalgia, hypertension, pruritus, priapism, prostatic cancer, prostatic disorder, abnormal hepatic function, lipid abnormality, increased PSA, inhibition of testicular function, testicular atrophy and oligospermia, impotence, gynecomastia, epididymitis and bladder irritability, nausea, cholestatic jaundice, peliosis hepatis, polycythemia, headache, anxiety, depression, generalized paresthesia and rarely anaphylactoid reaction. In addition, the following reactions are known to occur with anabolic steroids: increased or decreased libido, flushing of the skin, acne, habituation, excitation and sleeplessness, chills, leukopenia, and bleeding in patients on concomitant anticoagulant therapy.

Post-Market Adverse Drug Reactions

In addition to those adverse events reported during clinical trials, the following adverse reactions have been identified during post-marketing use of Andriol[®] (testosterone undecanoate capsules) (see Table 1) and known reactions of other testosterone preparations in general (see Table 2). Because these reactions are reported voluntarily from a population of uncertain size, it is not always possible to reliably estimate their frequency or establish a causal relationship to drug exposure.

Table 1 – Adverse Drug Reactions from Post-marketing Experience of ANDRIOL®

<u>MedDRA System Organ Class (SOC)</u>	<u>Adverse Drug Reaction</u>
Blood and the lymphatic system disorders:	Polycythemia
Cardiovascular disorders:	tachycardia, atrial fibrillation, pulmonary embolism, and deep vein thrombosis.
Endocrine disorders:	Abnormal accelerated growth
Gastrointestinal disorders:	Nausea, vomiting, diarrhea, abdominal pain, gastrointestinal bleeding
General disorders and administration site conditions:	Edema, malaise, fatigue,
Hepatobiliary disorders:	Hepatic neoplasms,
Immune system disorders:	Allergic reaction/ hypersensitivity reaction
Investigations:	Weight increase, fluctuating testosterone levels, testosterone decreased, abnormal liver function tests (e.g. elevated GGTP), lipid abnormalities, hematocrit increased, red blood cell count increased, hemoglobin increased
Metabolism and nutrition disorders:	Increased appetite, electrolyte changes (nitrogen, potassium, phosphorus, sodium), glucose tolerance impaired, elevated cholesterol
Musculoskeletal and connective tissue disorders:	Myalgia, arthralgia
Nervous system disorders:	Headache, dizziness
Psychiatric disorders:	Personality disorder, confusion, aggression, depression, anxiety, decreased libido, cognitive disturbance
Renal and urinary disorders:	Renal disorders
Reproductive system and breast disorders:	Prostate carcinoma, enlarged prostate (benign), free prostate-specific antigen increased, epididymitis, oligospermia, priapism, impotence, precocious puberty, gynecomastia,
Skin and subcutaneous tissue disorders:	Pruritus, rash, urticaria, vesiculo-bullous rash, acne, alopecia, hirsutism
Vascular disorders:	Hypertension

Table 2 – Adverse Drug Reactions from Other Testosterone Preparations

<u>MedDRA System Organ Class (SOC)</u>	<u>Adverse Drug Reaction</u>
Blood and the lymphatic system disorders:	Erythropoiesis abnormal
General disorders and administration site conditions:	Application site burning, application site induration, application site rash, application site dermatitis, application site blister, application site erythema
Hepatobiliary disorders	Peliosis hepatis
Metabolism and nutrition disorders:	Urine calcium decrease
Nervous system disorders:	Insomnia
Psychiatric disorders:	Anger
Renal and urinary disorders:	Dysuria, hematuria, incontinence, bladder irritability
Reproductive system and breast disorders:	Testicular atrophy, mastodynia
Respiratory, thoracic and mediastinal disorders:	Dyspnea, sleep apnea
Skin and subcutaneous tissue disorders:	Seborrhea, male pattern baldness, hirsutism

DRUG INTERACTIONS

Drug-Drug Interactions

Insulin: In diabetic patients, the metabolic effects of Androgens may decrease blood glucose and, therefore, insulin requirements.

Propranolol: In a published pharmacokinetic study of an injectable testosterone product, administration of testosterone cypionate led to an increased clearance of propranolol in the majority of men tested. It is unknown if this would apply to Andriol[®] (testosterone undecanoate capsules).

Corticosteroids: The concurrent administration of testosterone with ACTH or corticosteroids may enhance edema formation; thus these drugs should be administered cautiously particularly in patients with cardiac, renal or hepatic disease.

Anticoagulants: Androgens may increase sensitivity to oral anticoagulants. Dosage of the anticoagulant may require reduction in order to maintain satisfactory therapeutic hypoprothrombinemia.

Cyclosporine: Testosterone replacement therapy may potentiate cyclosporine and increase risk of nephrotoxicity.¹³

Drug-Food Interactions

Andriol[®] must be taken with meal since fat enhances its absorption.¹

Drug-Herb Interactions

It was found that some herbal products (e.g. St. John's Wort) which are available as over-the-counter (OTC) products might interfere with steroid metabolism and therefore may decrease plasma testosterone levels³.

Drug-Laboratory Interactions

Testosterone products may decrease levels of thyroxine-binding globulin, resulting in decreased total T₄ serum levels and increased resin uptake of T₃ and T₄. Free thyroid hormone levels remain unchanged, however, and there is no clinical evidence of thyroid dysfunction.

DOSAGE AND ADMINISTRATION**Recommended Dose and Dosage Adjustment**

Usually, a daily dosage of 120-160 mg divided in two doses, taken once in the morning and once in the evening for 2-3 weeks is adequate. Subsequent dosage (40-120mg daily) should be based on the subsequent testosterone levels and/or clinical effect obtained during therapy.

Missed Dose

Should you forget a dose, take your dose at the next scheduled time. Do not take a double dose of this medicine.

Administration

To ensure adequate absorption, Andriol[®] (testosterone undecanoate capsules) must be taken with a meal and swallowed without chewing.

OVERDOSAGE

For management of a suspected drug overdose, contact your regional Poison Control Centre.

No experience with overdosage has been reported. No specific antidote is available.

ACTION AND CLINICAL PHARMACOLOGY

Mechanism of Action

Testosterone undecanoate, an orally active testosterone preparation, is a fatty acid ester of the natural androgen testosterone. Unlike other oral testosterone preparations, testosterone undecanoate is able to by-pass the liver via the lymphatic system and is therefore orally bioavailable.

Therapy with testosterone undecanoate increases plasma levels of testosterone and its active metabolites, leading to a regular therapeutic effect. In eugonadal men, peak testosterone levels are reached approximately 4-5 hours after ingestion, returning to basal levels after about 10 hours. In volunteers and hypogonadal men, 77-93% of an orally administered dose of testosterone undecanoate was excreted in the urine and faeces within 3 to 4 days.¹

Andriol[®] (testosterone undecanoate dissolved in a mixture of castor oil and propylene glycol monolaurate) has been found to exhibit comparable testosterone bioavailability to Andriol[®] (testosterone undecanoate in oleic acid).

Andriol[®] delivers physiologic amounts of testosterone, producing circulating testosterone levels that approximate normal levels (e.g. 10.4-34.6 nmol/L [300-1000 ng/dL]) seen in young healthy men.

Pharmacodynamics

Testosterone and Hypogonadism: Testosterone and dihydrotestosterone (DHT), endogenous androgens, are responsible for normal growth and development of the male sex organs and for maintenance of secondary sex characteristics. These effects include the growth and maturation of the prostate, seminal vesicles, penis, and scrotum; the development of male hair distribution, such as facial, pubic, chest, and axillary hair; laryngeal enlargement; vocal cord thickening; alterations in body musculature; and fat distribution.

Male hypogonadism results from insufficient secretion of testosterone and is characterized by low serum testosterone concentrations. Symptoms associated with male hypogonadism include decreased sexual desire with or without impotence, fatigue and loss of energy, mood depression, regression of secondary sexual characteristics, and osteoporosis. Hypogonadism is a risk factor for osteoporosis in men.

General Androgen Effects: Drugs in the androgen class also promote retention of nitrogen, sodium, potassium, phosphorus, and decreased urinary excretion of calcium.

Androgens have been reported to increase protein anabolism and decrease protein catabolism. Nitrogen balance is improved only when there is sufficient intake of calories and protein. Androgens have been reported to stimulate the production of red blood cells by enhancing erythropoietin production.

Androgens are responsible for the growth spurt of adolescence and for the eventual termination of linear growth brought about by fusion of the epiphyseal growth centers. In children, exogenous androgens accelerate linear growth rates but may cause a disproportionate

advancement in bone maturation. Use over long periods may result in fusion of the epiphyseal growth centers and termination of the growth process.

During exogenous administration of androgens, endogenous testosterone release may be inhibited through feedback inhibition of pituitary luteinizing hormone (LH). At large doses of exogenous androgens, spermatogenesis may also be suppressed through feedback inhibition of pituitary follicle-stimulating hormone (FSH).

In hypogonadal men treatment with Andriol[®] results in improvement of testosterone deficiency symptoms. Testosterone treatment has been reported to increase bone mineral density and lean body mass and decrease body fat with no clinical relevance. Serum cholesterol, LDL, HDL, and triglycerides levels may increase and/or decrease during androgen therapy. Hemoglobin and hematocrit increase during testosterone therapy in a dose dependant manner. In small clinical studies reported in the literature Andriol[®] has not been associated with increases in serum liver enzyme activities⁵. In short term (up to 2 years) studies involving small numbers of patients Andriol[®] has not been shown to be associated with significant increases in PSA levels¹¹. In other trials testosterone therapy has a variable effect on PSA measurements. Clinical studies report that testosterone treatment including Andriol[®] may result in an increase in prostate size but this has not been associated with symptoms of prostatism. In hypogonadal diabetic patients the metabolic effects of Androgens may decrease blood glucose, and therefore insulin requirements.

Pharmacokinetics

Absorption: The active substance of Andriol[®] is well absorbed from the gastrointestinal tract. Both testosterone undecanoate and the newly formed 5-alpha-dihydrotestosterone undecanoate are partly absorbed via the lymphatic system, circumventing first passage through the liver. Following oral administration of Andriol[®], an important part of the active substance testosterone undecanoate is co-absorbed with the lipophilic solvent from the intestine into the lymphatic system, thus partially circumventing the first-pass inactivation by the liver. Andriol[®] must be taken with a normal meal or breakfast to ensure absorption. The bioavailability is about 7%.

Distribution: Administration of radioactively labelled testosterone undecanoate (³H-TU) to men resulted in radioactivity in the lymph associated with unmetabolized testosterone undecanoate and 5-alpha-dihydrotestosterone undecanoate. Peak levels of radioactivity appeared in the lymph and plasma 2.5-5 hours after administration.

Metabolism: It is metabolized partly in the intestinal wall into 5-alpha-dihydrotestosterone undecanoate (DHTU) and in plasma and tissues TU is hydrolyzed to free testosterone and DHTU to DHT. Free testosterone is rapidly converted to 5-alpha-dihydrotestosterone, androstenedione and estradiol.

Excretion: The highest concentration of radioactivity in urine was found 2 hours later. During the first 24 hours approximately 40% of the administered dose was found in urine and the total recovery of the dose in urine during the first week was 45-48%.

Special Populations and Conditions

Pediatrics: Andriol[®] may be used to stimulate puberty in carefully selected males with clearly

delayed puberty not secondary to a pathological disorder. Androgens can accelerate bone maturation without producing compensatory gain in linear growth. The effect on bone maturation should be monitored by assessing bone age of the wrist and hand every six months. These adverse effects may result in compromised adult stature. The younger the child the greater the risk of compromising final mature height.

Geriatrics: Geriatric patients treated with androgens may be at an increased risk of developing prostatic hypertrophy and prostatic carcinoma although conclusive evidence to support this concept is lacking.

STORAGE AND STABILITY

Store between 15-30°C. Protect from light and moisture. Do not refrigerate. Keep blister in the outer carton.

SPECIAL HANDLING INSTRUCTIONS

Not applicable

DOSAGE FORMS, COMPOSITION AND PACKAGING

Each capsule contains 40 mg of testosterone undecanoate in a mixture of castor oil and propylene glycol monolaurate.

Each Andriol[®] capsule is an oval orange soft gelatin capsule coded in white, ORG DV3. Andriol[®] 40 mg is available in a blister pack containing 10 capsules, with 3, 6 or 12 blister packs per box.

Other non-medicinal ingredients: glycerin and Sunset Yellow (E110, FD&C Yellow no. 6).

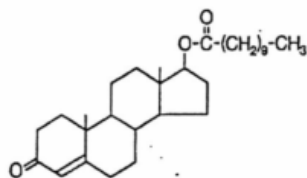
PART II: SCIENTIFIC INFORMATION

PHARMACEUTICAL INFORMATION

Drug Substance

Proper name:	Testosterone undecanoate
Chemical name:	17 beta-undecanoyloxy-androst-4-en-3-one
Molecular formula:	C ₃₀ H ₄₈ O ₃ ,
Molecular mass:	456.7

Structural formula:



Physicochemical properties: Melting point 63°C; solubility: insoluble in water; testosterone undecanoate is a creamy white crystalline powder.

CLINICAL TRIALS

Comparative Bioavailability Studies

Andriol[®] (testosterone undecanoate dissolved in a mixture of castor oil and propylene glycol monolaurate) has been found to exhibit comparable testosterone bioavailability to Andriol[®] (testosterone undecanoate in oleic acid).

Andriol[®] (testosterone undecanoate capsules) was used in several studies in an elderly male population. In an independent study reported in the literature Andriol[®] was used to treat 23 patients 30 to 72 years old (56±13), including 20 men with hypogonadism and 3 with surgical gonadism. Treatment consisted of daily administration of 120 mg. testosterone undecanoate given orally (40 mg every 8 hours) for no less than 2 months. Andriol[®] produced restoration of plasma testosterone levels in all patients.⁹

In an independent study reported in the literature, 207 hypogonadal men, aged 40-83 years were treated for 6 months with testosterone undecanoate (80 mg/day if total testosterone >13 nmol/L and 120 mg if total testosterone <13 nmol/L. It was shown that Andriol[®] decreased in most subjects the levels of LH, prostate volume, PSA and lower urinary tract symptom scores.¹¹

In an independent study reported in literature Andriol[®] in a dose of 80-200 mg/day has been proven to be a safe way of treating androgen deficiency in a long-term study involving 35 men receiving testosterone undecanoate for 120 months. Preliminary evidence suggests that it does not affect liver function nor induce benign prostatic hypertrophy (BPH) (Table 3).⁵

Table 3 – Liver function tests in 33 men taking 80-200 mg oral testosterone undecanoate (TU)/day in a 120 month follow-up study. Of the eight men over 50 years of age at the start of the treatment, urine flow was also measured. Values are the mean \pm SD.

Parameter	Reference Range	Months after start of TU									
		12	24	36	48	60	72	84	96	108	120
Bilirubin (umol/L)	<9	<9	<9	<9	<9	<9	<9	<9	<9	<9	<9
Alkaline phosphatase (U/L)	<100	75 \pm 12	74 \pm 13	78 \pm 11	71 \pm 14	75 \pm 13	74 \pm 13	75 \pm 13	76 \pm 15	75 \pm 12	74 \pm 13
y-glutamyltransferase (U/L)	<30	15 \pm 4	18 \pm 4	13 \pm 7	15 \pm 6	13 \pm 7	16 \pm 6	17 \pm 5	15 \pm 6	16 \pm 5	17 \pm 6
SGOT (AST) (U/L)	5-15	8 \pm 2	8 \pm 3	9 \pm 3	10 \pm 3	9 \pm 2	8 \pm 3	10 \pm 4	9 \pm 3	9 \pm 3	8 \pm 4
SGPT (ALT) (U/L)	5-15	9 \pm 2	10 \pm 2	9 \pm 3	9 \pm 3	10 \pm 2	9 \pm 3	9 \pm 3	10 \pm 4	9 \pm 3	10 \pm 4
LDH (U/L)	<175	118 \pm 20	112 \pm 21	115 \pm 27	128 \pm 21	125 \pm 22	110 \pm 23	124 \pm 26	119 \pm 24	127 \pm 31	116 \pm 30
a-fetoprotein (pg/L)	<50	<50	<50	<50	<50	<50	<50	<50	<50	<50	<50
Thrombotest (sec)	44-55	47 \pm 1.2	46 \pm 1.5	46 \pm 1.6	46 \pm 1.6	46 \pm 1.5	47 \pm 1.5	46 \pm 1.9	47 \pm 1.2	46 \pm 1.4	47 \pm 1.5
Kaolin-cephalin (sec)	46-50	48 \pm 1.2	46 \pm 1.4	46 \pm 1.4	46 \pm 1.5	46 \pm 1.4	47 \pm 1.4	48 \pm 1.2	48 \pm 1.4	48 \pm 1.7	48 \pm 1.4
Acid phosphatase (U/L)	<10	<10	<10	<10	<10	<10	<10	<10	<10	<10	<10
Testosterone (T) (nmol/L)	8-24	5.4 \pm 1.9		6.0 \pm 2.0		6.1 \pm 1.8	5.9 \pm 1.7	6.5 \pm 1.9		6.7 \pm 1.8	6.5 \pm 1.4
Dihydrotestosterone (DHT) (nmol/L)	0.8-2.5	3.5 \pm 1.2		3.4 \pm 1.3		3.2 \pm 1.4	3.3 \pm 1.3				
17 β -estradiol (E2) (pmol/L)	40-120	122 \pm 37		135 \pm 40		121 \pm 42	136 \pm 48	137 \pm 32		126 \pm 29	141 \pm 35
Ratio T/DHT	8-12	1.6 \pm 0.7		1.8 \pm 0.8		1.9 \pm 0.8	1.7 \pm 0.8	1.9 \pm 0.8		2.0 \pm 0.8	2.0 \pm 0.7
Urine flow (mL/Second)	15-25	18 \pm 4	20 \pm 5	19 \pm 5	18 \pm 4	19 \pm 5	20 \pm 4	20 \pm 4	20 \pm 5	21 \pm 4	19 \pm 6

DETAILED PHARMACOLOGY

Human Pharmacology

In healthy men daily oral doses of 160 mg/day for 14 days did not suppress plasma FSH and LH levels nor pituitary responsiveness to stimulation by LHRH.

In hypergonadotropic hypogonadal patients, testosterone undecanoate administration resulted in normalization of pituitary function, with FSH and LH being significantly reduced by testosterone undecanoate.

In hypogonadotropic hypogonadal patients, mean FSH and LH levels and pituitary responsiveness tended towards normalization (Figure 1 & 2, Table 4).⁴

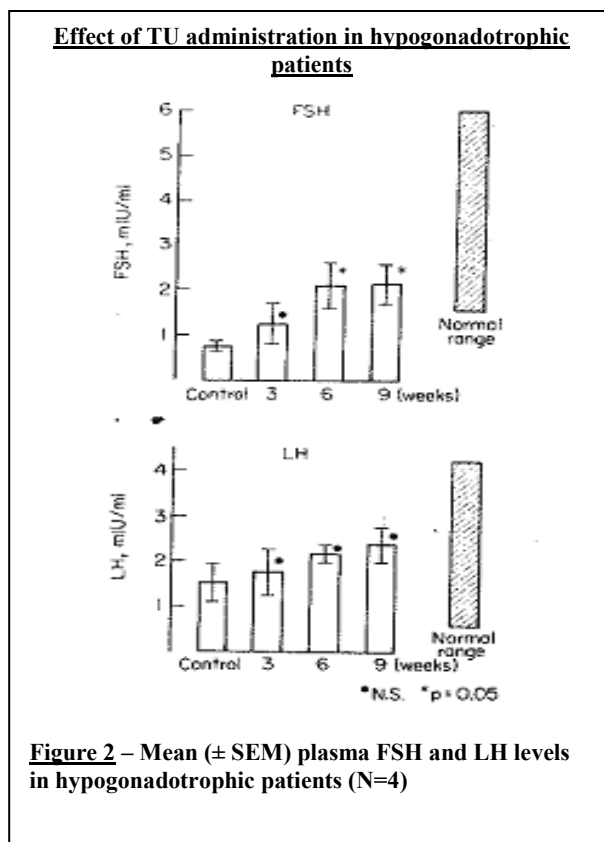
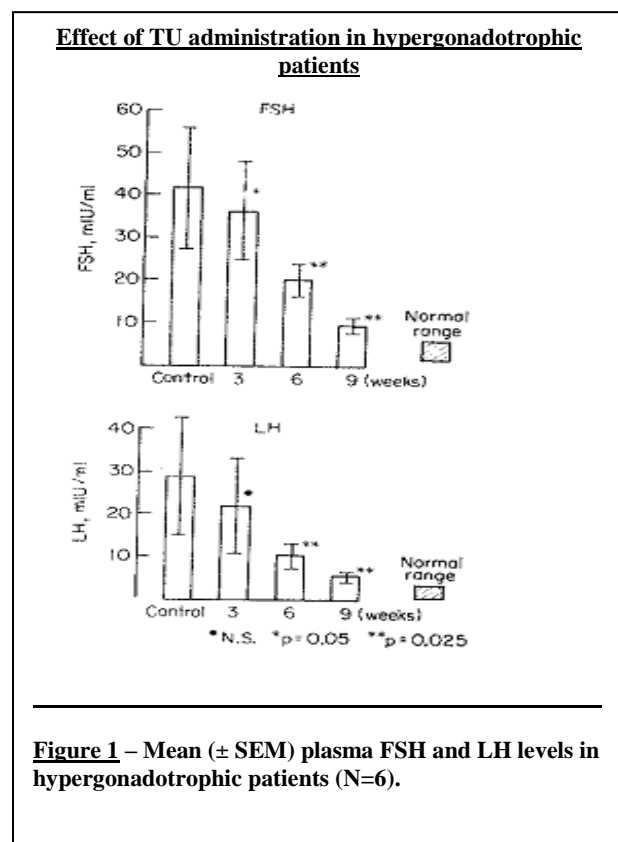


Table 4 – LH and FSH cumulative responses to 25 mcg of LHRH i.v. in hypergonadotrophic (mean value and range) and hypogonadotrophic (individual values) hypogonadal patients

Subjects	LH, mIU/90 min		FSH, mIU/90 min	
	Pretreatment	At 9 Weeks	Pretreatment	At 9 Weeks
Hypergonadotrophic hypogonadal (N=4)	3947 (907-4551)	1282 (571-1938)	2684 (948-3817)	436 (205-1040)
Hypogonadotrophic hypogonadal (N=2)	114 96	267 233	93 122	112 178
Normal males (mean \pm SD: N=16)*	410 \pm 65		89 \pm 37	

*Franchimont *et al.* (1975a).

Peak serum levels can occur between 1 and 8 hours after oral ingestion of testosterone undecanoate. In eugonadal men a doubling of plasma testosterone concentrations occurred 4-5 hours after ingestion with a return to basal levels after approximately 10 hours. In general, the mean level of plasma testosterone appears to rise more slowly than that of 5-alpha-dihydrotestosterone and androstenedione in hypogonadal patients. The relatively slow increase in testosterone concentrations may be due to an increased testosterone clearance rate. Decreased SHBG concentrations and consequent decreased protein binding of testosterone has been observed which accounts for the increased levels of free and biologically active testosterone.

It is metabolized partly in the intestinal wall into 5-alpha-dihydrotestosterone undecanoate (DHTU) and in plasma and tissues TU is hydrolyzed to free testosterone and DHTU to DHT. Free testosterone is rapidly converted to 5-alpha-dihydrotestosterone, androstenedione and estradiol (Table 5).¹²

Table 5 – Effect of TU administration on plasma hormone levels of hypogonadal men suffering from Klinefelter syndrome. Comparison of TU and a placebo¹⁶

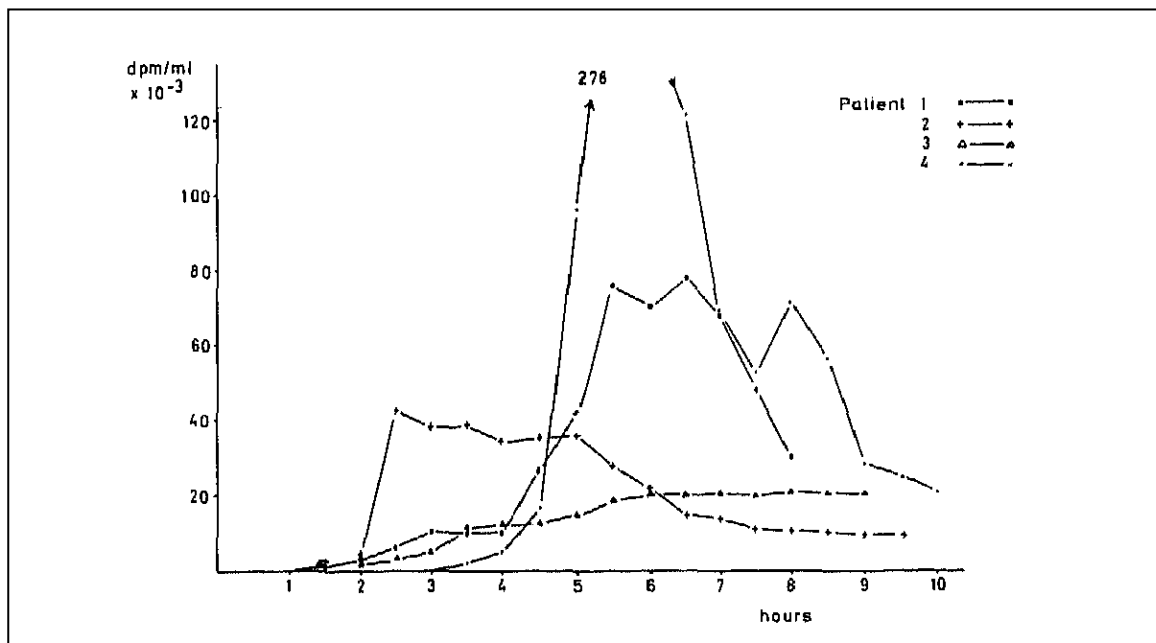
Plasma T, 5a-DHT and SHBG levels				
plasma hormone	no treatment mean (SD)	placebo mean (SD)	TU 1 st month mean (SD)	TU 2 nd month mean (SD)
testosterone (PG/ML)	3071 (882)	2976 (732)	3777 (1540)	3558 (717)
DHT (pg/mL)	361 (47)	375 (69)	1083* (314)	1042** (223)
oestradiol (pg/mL)	49.6 (22.1)	31.1 (6.4)	46.5 (31.6)	38.3* (6.2)
SHBG (nmol/T)	3.26 (0.69)	2.7 (0.7)	1.68* (0.5)	1.72** (0.6)
LH (U/T)	32.0 (6.2)	32.8 (12.2)	23.9 (7.4)	23.0** (11.2)
FSH (U/T)	39.5 (4.6)	39.9 (6.9)	35.4* (6.3)	29.6* (12.52)

* p<0.05 ** p<0.01

After administration of tritium-labelled testosterone undecanoate to healthy volunteers and hypogonadal men, approximately 85% of the radioactivity was excreted in 4 days, 70% in urine and 15% in faeces. The principal urinary metabolites were androserone and etiocholanolone.

Testosterone and 5-beta-androstane-3alpha-17-beta-diol were also found. The relative quantities were similar to those found after intravenous administration of testosterone.

The highest concentration of radioactivity in urine was found 2 hours later. During the first 24 hours approximately 40% of the administered dose was found in urine and the total recovery of the dose urine during the first week was 45-48% (Figure 4).⁶



Appearance of radioactivity in lymph after oral application of [³H]-TU dissolved in arachis oil. Lymph samples were collected every 30 min by means of a ductus thoracicus catheter. Patients 1 and 2 received the radioactive compound only via a stomach tube, patient 3 in addition got 100 mg of unlabelled TU. Patient 4 swallowed 10 gelatin capsules which contained the same amounts of labelled and unlabelled TU as received by patient 3

Figure 4

Taking Andriol[®] (testosterone undecanoate capsules) with food significantly enhances the bioavailability of testosterone relative to the fasted state. Therefore, Andriol[®] must be taken with a meal (see Figure 5).¹

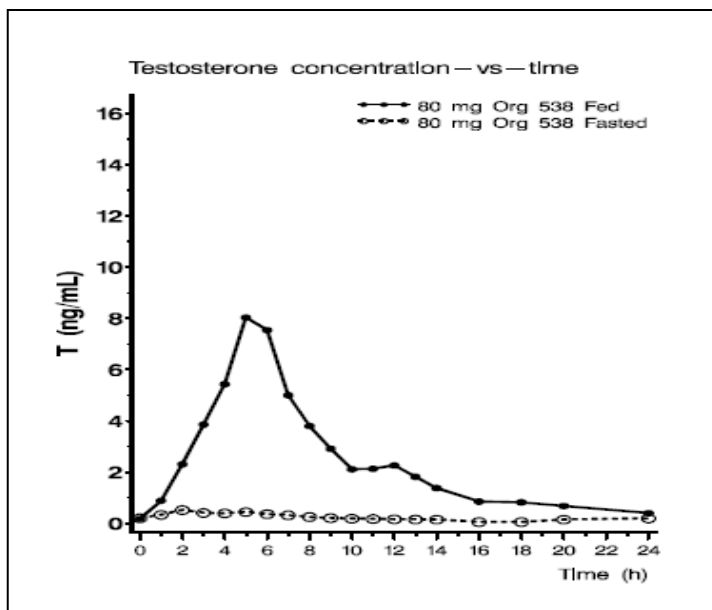


Figure 5 – Mean Concentration of Testosterone versus Time Curves By Treatment

Animal Pharmacology

In vitro and *in vivo* studies in rats indicated that testosterone undecanoate is not metabolized by gastric juices and is only slightly metabolized in the intestinal lumen. Studies also showed that testosterone undecanoate is metabolized to a lesser extent in the wall of the intestines during absorption than testosterone. Polar metabolites without the undecanoate side chain are absorbed via the portal vein and unchanged testosterone undecanoate and the main metabolite, 5-alpha-dihydrotestosterone undecanoate are absorbed by way of the intestinal lymphatic system. It was found that testosterone undecanoate and 5-alpha-dihydrotestosterone undecanoate were present in plasma chylomicrons, absorbed by the lymphatic system and transported to the peripheral circulation. In this way, testosterone undecanoate does not undergo first-pass inactivation by the liver.

A thoracic lymph duct-cannulated dog model using stable isotope methodology has provided further proof for the lymphatic transport of TU after postprandial administration. When administered orally, lymphatically transported TU accounted for between 91.5% and 99.7% of the systemically available ester. Model-independent pharmacokinetic analysis indicated that $84.1 \pm 8.2\%$ of the systemically available testosterone, resulting from Andriol[®], was derived from systemic hydrolysis of lymphatically transported TU. These data demonstrate that intestinal lymphatic transport of TU results in increased systemic exposure of testosterone by avoiding the extensive first-pass effect. This also explains why the bioavailability is much less when TU is given in the absence of food than when given in the presence of food.¹²

TOXICOLOGY

Acute Toxicity

	LD ₅₀ mg/kg	
	oral	subcutaneous
mice	4000	2880
rat	4000	2880

Repeated-dose studies

In rats given orally up to 80 mg/kg/day, of Andriol® (testosterone undecanoate capsules) dissolved in oleic acid for 52 weeks, only systemic effects were seen that were attributable, directly or indirectly, to the known normal profile of androgens. These included:

- increased food consumption and body weight gain in females
- increased values relating to the red blood cell parameters in females
- increased kidney and prostate weights
- decreased pituitary, adrenal, testicular, epididymal and ovarian weights
- inhibition of spermatogenesis and ovarian activity
- increased uterine activity
- increased alkaline phosphatase values and increased hepatic weight in females

In dogs administered up to 80mg/kg/day orally for 52 weeks, similar reversible hormonal changes occurred, except for increases in kidney and testicular weights. Kidney weight remained high during an 11-week period of withdrawal and spermatogenesis remained reduced in this group of dogs.

Although not observed at 26 weeks, a reversible increase in prostatic weight occurred by 52 weeks of drug administration.

Mutagenicity

Testosterone undecanoate was found to have no mutagenic activity in either the Ames Salmonella or rat micronuclease tests.

Carcinogenicity

Carcinogenicity testing of testosterone propionate in mice and rats by subcutaneous implantation has produced cervical-uterine tumours in female mice and prostatic adenocarcinomas in male rats. Hyperplastic epithelial lesions of the genital tract and an increased incidence of mammary tumours have resulted from neonatal treatment of female mice by subcutaneous injection of testosterone. 5-beta-dihydrotestosterone also increased the incidence of mammary tumours in mice when given neonatally by s.c. injection.

Reproductive Toxicity

Sexually mature male rats were given 5, 20 or 80 mg/kg/day of testosterone undecanoate or placebo orally for 9 weeks prior to and for 2 weeks during mating with untreated females. The

first generation (F₀) males were subjected to further matings 3, 10 and 14 weeks after cessation of treatment. Half the females were examined after 20 days of gestation while the remainder continued to term and reared their young to 28 days of age. Second generation (F₁) males and females were selected and mating performance and fertility evaluated.

At a dose of 80 mg/kg/day impaired fertility occurred and increased pre-implantation loss (reduced litter size) in females mated with treated rats was recorded. This effect appeared to be reversible. With the exception of a reduced post-weaning body weight of male progeny derived from the final mating, growth, development and fertility of offspring were similar in all groups. Autopsy of F₀ males 18 weeks after cessation of 80 mg/kg/day Andriol[®] revealed a significant reduction in both absolute and relative testicular weights.

Rabbit Liver Function

Rabbits were administered either placebo, testosterone undecanoate or methyltestosterone at a dose of 10 mg/day for 10 days and liver function assessed by evaluating sulphobromophthalein (BSP) clearance and plasma SGOT and SGPT activity. Testosterone undecanoate did not adversely affect liver function (Table 6).

Table 6 – Effects of orally Administered Testosterone Undecanoate (TU) and methyltestosterone (Met) (10 mg/kg/day for 10 days) in Liver Function Test in Rabbits (mean ± SE)

BSP (10 mcg/mL plasma)					
	5 Minutes+	10 Minutes+	20 Minutes+	SGOT (Karmen Units/mL)	SGPT (Karmen Units/mL)
Control (placebo tablets)	81 ± 12	33 ± 5	9 ± 1	10 ± 1	24 ± 2
TU	106 ± 9	35 ± 5	7 ± 1	11 ± 1	25 ± 3
Met	161 ± 25*	76 ± 13*	19 ± 4*	52 ± 9*	60 ± 13*

BSP: Sulphobromophthalein

SGOT: serum glutamic oxaloacetic transaminase

SGPT: serum glutamic pyruvic transaminase

+: after administration of BSP (15 mg/kg)

*: statistically significant

REFERENCES

1. Bagchus WM, Hust R, Maris F, Schnabel PG, Houwing NS. Important Effect of Food on the Bioavailability of Oral Testosterone Undecanoate. *Pharmacotherapy* 2003;23:319-325.
2. Bhasin S, Cunningham GR, Hayes FJ, Matsumoto AM, Snyder PJ, Swerdloff RS et al. Testosterone therapy in adult men with androgen deficiency syndromes: An endocrine society clinical practice guideline. *J Clin Endocrinol Metab* 2006;91(6):1995-2010.
3. Donovan JL, DeVane CL, Lewis JG, Wang J, Ruan Y, Chavin KD, Markowitz JS. (2005) Effects of St John's Wort (*Hypericum perforatum* L.) extract on plasma androgen concentrations in healthy men and women: A pilot study. *Phytotherapy Research* 19:901.
4. Franchimont, P., Kicovic, P.M., Mattei, A. and Roulier, R. Effects of oral testosterone undecanoate in hypogonadal male patients. *Clin Endocrinol* 1978; 9:313-320.
5. Gooren LJG. A ten-year safety study of the oral androgen testosterone undecanoate. *J Androl* 1994; 15:212-225.
6. Horst, H.J., Holtje, W.J., Dennis, M., Coert, A. Geelan, J. and Voigt, K.D. Lymphatic absorption and metabolism of orally administered testosterone undecanoate in man. *Klin Woch* 1976; 54:875-879.
7. IARC Monographs on the evaluation of the carcinogenic risk of chemicals in humans. 1979; 21:519-547.
8. Medras M, Filus A, Jozkow P, Winowski J, Sicinska-Werner T. (2006) Breast cancer and long-term hormonal treatment of male hypogonadism. *Breast Cancer Research and Treatment* 96:263-265.
9. Morales, A and Lunefeld, B. Investigation, treatment, and monitoring of late-onset hypogonadism in males. *The Aging Male* 2002; 5: 74-86.
10. Nieschlag et. al. Investigation, treatment and monitoring of late-onset hypogonadism in males: ISA ISSAM, and EAU recommendations. *International Journal of Andrology*, 2005; 28:125-127.
11. Perchersky, A.V. et al. Androgen administration in middle-aged and ageing men: effects of oral testosterone undecanoate on dihydrotestosterone, oestradiol and prostate volume. *Int. Journal of Andrology* 2002, 25:119-125.
12. Shakleford, DM et al. Contribution of Lymphatically Transported Testosterone Undecanoate to the Systemic Exposure of Testosterone after Oral Administration of Two Andriol® Formulations in Conscious Lymph Duct-Cannulated Dogs. *JPET* 2003; Vol. 306: 925-933.

13. Shenfield Gillian M, Griffin Judit m. Clinical Pharmacokinetics of Contraceptive Steroids An Update. Clin. Pharmacokinet.1991, 20(1): 15-37.
14. Skakkebaek, N.E., Bancroft, J., Davidson, D.W. and Warner, P. Androgen replacement with oral testosterone undecanoate in hypogonadal men: a double-blind controlled study. Clin endocrinol 1981; 14:49-61.
15. Uyanik, B.S. et al. Beneficial Effects of Testosterone Undecanoate on the Lipoprotein Profiles in Healthy Elderly Men. Department of Biochemistry and Urology. 1996:73-82.
16. Wu, F.C.W., Bancroft, J., Davidson, D.W. and Nicol, K. The behavioural effects of testosterone undecanoate in adult men with Klinefelter's Syndrome. Clin Endocrinol 1982; 16:489-497.

PART III: CONSUMER INFORMATION

◆ANDRIOL®

testosterone undecanoate capsules

This leaflet is part III of a three-part “Product Monograph” published when Andriol® was approved for sale in Canada and is designed specifically for Consumers. This leaflet is a summary and will not tell you everything about Andriol®. Contact your doctor or pharmacist if you have any questions about the drug.

ABOUT THIS MEDICATION

What the medication is used for:

Your doctor has prescribed this medicine because your body is not making enough testosterone. The medical term for this condition is hypogonadism. Your doctor will confirm this by blood testosterone measurements and also clinical symptoms such as inability to get or maintain an erection (impotence), infertility, low sex drive, tiredness, depressive moods, or bone loss caused by low hormone levels.

What it does:

Andriol® is absorbed from the gut and delivers testosterone to your blood stream.

When it should not be used:

- If you have or it is suspected that you have prostate or breast cancer.
- If you have difficulty in urinating due to an enlarged prostate.
- Known allergy to any of its components (see “What the important non-medicinal ingredients are” in this section).
- Andriol® should NOT be used by women. Pregnant and breast feeding women are especially at risk. Testosterone may cause harm to your unborn baby.

What the medicinal ingredient is:

Testosterone undecanoate

What the important nonmedicinal ingredients are:

Castor oil, propylene glycol monolaurate, gelatin, glycerin and Sunset Yellow (E110, FD&C Yellow no. 6).

What dosage forms it comes in:

Each capsule contains 40 mg of testosterone undecanoate.

WARNINGS AND PRECAUTIONS

The safety and efficacy have not been established for use of Andriol® in children under 18 years of age and therefore should not be used in this population.

There is very little information from clinical trials with testosterone in the older male (over 65 years of age) to support safe use for a long period of time.

You should not use testosterone in an attempt to reduce weight and increase muscle, or improve athletic performance as it may cause serious health problems.

You should not use testosterone to treat sexual dysfunction or male infertility.

Your doctor will measure testosterone blood levels before and during your treatment. Based on the blood test results, your doctor may adjust the dose of Andriol®.

Before using Andriol®, talk to your doctor or pharmacist if you:

- have difficulty urinating due to an enlarged prostate. Older patients may have a higher risk of developing an enlarged prostate or prostate cancer;
- have prostate cancer (confirmed or suspected);
- have liver, kidney or heart disease;
- have high blood pressure (hypertension);
- have diabetes (Andriol® may affect blood sugar levels);
- have breathing problems during sleep (sleep apnea);
- are on a low salt diet or low sugar diet;
- have allergies;
- have breast cancer;
- are bedridden;
- have swelling of face, hands, feet or lower legs
- have heart or blood vessel problems or a history of these problems such as heart attacks, stroke, or blood clot in the lungs or legs..

Andriol® contains Sunset Yellow which may cause allergic reactions.

Drug abuse and Dependence

Andriol® contains testosterone which is a controlled substance under schedule G of the Food and Drugs Act.

Your doctor should check your progress at regular visits in order to make sure this medicine does not cause unwanted side-effects.

Any male adolescent patient receiving androgens for delayed puberty should have bone development checked every six months.

INTERACTIONS WITH THIS MEDICATION

Tell your doctor or pharmacist if you are taking or have recently taken any other drugs or herbal products (St. John’s Wort), even those without a prescription.

Drugs that may interact with Andriol® include:

- Insulin
- Corticosteroids
- Propranolol
- Warfarin
- Cyclosporine

HOW TO STORE IT

Keep out of the reach and sight of children.

Store between 15 and 30°C. Protect from light and moisture. Do not refrigerate. Keep the blister in the outer carton. Do not keep outdated medicine or medicine no longer needed. Be sure that any discarded medicine is out of the reach of children.

REPORTING SUSPECTED SIDE EFFECTS

You can report any suspected adverse reactions associated with the use of health products to the Canada Vigilance Program by one of the following 3 ways:

- Report online at www.healthcanada.gc.ca/medeffect
- Call toll-free at 1-866-234-2345
- Complete a Canada Vigilance Reporting Form and:
 - Fax toll-free to 1-866-678-6789, or
 - Mail to: Canada Vigilance Program
Health Canada
Postal Locator 0701E
Ottawa, ON
K1A 0K9

Postage paid labels, Canada Vigilance Reporting Form and the adverse reaction reporting guidelines are available on the MedEffect™ Canada Web site at www.healthcanada.gc.ca/medeffect.

NOTE: Should you require information related to the management of side effects, contact your health professional. The Canada Vigilance Program does not provide medical advice.

MORE INFORMATION

Also, you can report any suspected adverse reactions associated with the use of health products to Merck Canada Inc. by one of the following 2 ways:

- Call toll-free at 1-800-567-2594
- Complete a Canada Vigilance Reporting Form and:
 - Fax toll-free to 1-877-428-8675, or
 - Mail to: Merck Canada Inc.
Medical Information Center
16750 route Transcanadienne
Kirkland, QC H9H 4M7

This document plus the full product monograph, prepared for health professionals can be found at: www.merck.ca or by contacting the sponsor, Merck Canada Inc. at: 1-800-567-2594.

This leaflet was prepared by Merck Canada Inc.

Last revised: January 07, 2016

® Registered trademark of N.V. Organon. Used under license.

© 2011, 2015 Merck Canada Inc., a subsidiary of **Merck & Co., Inc.** All rights reserved.