

PRODUCT MONOGRAPH

 **MEVACOR[®]**

lovastatin tablets

20 and 40 mg

USP

Lipid Metabolism Regulator

Merck Canada Inc.
16750 route Transcanadienne
Kirkland, QC Canada H9H 4M7
<http://www.merck.ca>

Date of Revision:
March 1, 2011

Submission Control No: 143557

MEVACOR[®] is a Registered trademark of Merck Sharp & Dohme Corp., a subsidiary of **Merck & Co., Inc.** Used under license.

Table of Contents

PART I: HEALTH PROFESSIONAL INFORMATION.....3

SUMMARY PRODUCT INFORMATION3

INDICATIONS AND CLINICAL USE.....3

CONTRAINDICATIONS4

WARNINGS AND PRECAUTIONS.....5

ADVERSE REACTIONS.....11

DRUG INTERACTIONS14

DOSAGE AND ADMINISTRATION.....16

OVERDOSAGE17

ACTION AND CLINICAL PHARMACOLOGY18

STORAGE AND STABILITY.....18

DOSAGE FORMS, COMPOSITION AND PACKAGING18

PART II: SCIENTIFIC INFORMATION20

PHARMACEUTICAL INFORMATION.....20

CLINICAL TRIALS.....21

DETAILED PHARMACOLOGY24

TOXICOLOGY30

BIBLIOGRAPHY.....34

PART III: CONSUMER INFORMATION.....39

MEVACOR®

lovastatin tablets

PART I: HEALTH PROFESSIONAL INFORMATION

SUMMARY PRODUCT INFORMATION

Route of Administration	Dosage Form / Strength	All Nonmedicinal Ingredients
Oral	tablet 20 mg, 40 mg	butylated hydroxyanisole, lactose magnesium stearate, microcrystalline cellulose, pregelatinized starch. Tablets MEVACOR® 20 mg also contain indigotine on alumina. Tablets MEVACOR® 40 mg contain indigotine, Quinoline yellow, both on alumina substratum.

INDICATIONS AND CLINICAL USE

Hyperlipidemia

MEVACOR® (lovastatin tablets) is indicated as an adjunct to diet, at least equivalent to the American Heart Association (AHA) Step 1 diet, for the reduction of elevated total and Low Density Lipoprotein Cholesterol (LDL-C) levels in patients with primary hypercholesterolemia (Types IIa and IIb),¹² (a disorder of lipid metabolism characterized by elevated serum cholesterol levels in association with normal triglyceride levels (Type IIa) or with increased triglyceride levels [Type IIb]) when the response to diet and other nonpharmacological measures alone has been inadequate.

After establishing that the elevation in plasma lipids represents a primary disorder not due to secondary conditions such as poorly-controlled diabetes mellitus, hypothyroidism, the nephrotic syndrome, liver disease, or dysproteinemias, prospective patient should have an elevated LDL-C level as the cause for an elevated total serum cholesterol. This may be particularly relevant for patients with total triglycerides (TG) over 4.52 mmol/L (400 mg/dL) or with markedly elevated High Density Lipoprotein Cholesterol (HDL-C) values, where non-LDL lipoprotein fractions may contribute significantly to total cholesterol levels without apparent increase in cardiovascular risk. In general, LDL-C may be estimated according to the following equations [reference 8]:

$$\text{LDL-C (mmol/L)} = \text{Total cholesterol} - [(0.37 \times \text{triglycerides}) + \text{HDL-C}]$$

$$\text{LDL-C (mg/dL)} = \text{Total cholesterol} - [(0.16 \times \text{triglycerides}) + \text{HDL-C}]$$

When total triglycerides are greater than 4.52 mmol/L (400 mg/dL) this equation is not applicable. In such patients, LDL-C may be obtained by ultracentrifugation.

Coronary Heart Disease

MEVACOR[®] was also found to slow the progression of coronary atherosclerosis in patients with coronary heart disease as part of a treatment strategy to lower total and LDL-C to the desired levels. In two trials including this type of patient,^{4,7,49} i.e. in a secondary prevention intervention, MEVACOR[®] monotherapy was shown to slow the progression of coronary atherosclerosis as evaluated by computerized quantitative coronary angiography (QCA). This effect, however, was not accompanied by an improvement in the clinical endpoints (death, fatal/nonfatal myocardial infarction, hospitalization for unstable angina, and coronary revascularization procedure [PTCA and CABG]) within the 2-2½ years' trial period. These trials, however, were not designed to demonstrate a reduction in the risk of coronary morbidity and mortality.

The effect of lovastatin on the progression of atherosclerosis in the coronary arteries has been corroborated by similar findings in carotid vasculature. In the Asymptomatic Carotid Artery Progression Study (ACAPS) which included hyperlipidemic patients with early asymptomatic carotid lesions and without known coronary artery disease, the effect of therapy with lovastatin on carotid atherosclerosis was assessed by B-mode ultrasonography. There was a significant regression of carotid lesions in patients receiving lovastatin alone compared to those receiving placebo alone. The predictive value of changes in the carotid vasculature for stroke has not yet been established. In the lovastatin group there was a significant reduction in the number of patients with major cardiovascular events relative to the placebo group (5 vs 14) and a significant reduction in all-cause mortality (1 vs 8) however, it was not powered to demonstrate a reduction in the risk of coronary morbidity and mortality. This trial should be viewed as supportive and complementary to the others mentioned above (see CLINICAL TRIALS).

CONTRAINDICATIONS

- Patients who are hypersensitive to this drug or to any ingredient in the formulation. For a complete listing, see the Dosage Forms, Composition and Packaging section of the product monograph.
- Active liver disease or unexplained persistent elevations of serum transaminases.
- Pregnant and nursing women. Cholesterol and other products of cholesterol biosynthesis are essential components for fetal development (including synthesis of steroids and cell membranes). MEVACOR[®] should be administered to women of childbearing age only when such patients are highly unlikely to conceive and have been informed of the possible harm. If the patient becomes pregnant while taking MEVACOR[®], the drug should be discontinued immediately and the patient apprised of the potential harm to the fetus. Atherosclerosis being a chronic process, discontinuation of lipid metabolism regulating drugs during pregnancy should have little impact on the outcome of long-term therapy of primary hypercholesterolemia (see WARNINGS AND PRECAUTIONS, Special Populations, Pregnant Women and Nursing Women).

WARNINGS AND PRECAUTIONS

General

Before instituting therapy with MEVACOR[®], an attempt should be made to control hypercholesterolemia with appropriate diet, exercise, weight reduction in overweight and obese patients, and to treat other underlying medical problems (see INDICATIONS AND CLINICAL USE). The patient should be advised to inform subsequent physicians of the prior use of MEVACOR[®] or any other lipid metabolism regulator.

The effects of lovastatin-induced changes in lipoprotein levels, including reduction of serum cholesterol, on cardiovascular morbidity or mortality or total mortality has not been established.

Use in Homozygous Familial Hypercholesterolemia (FH): MEVACOR[®] is not effective or is less effective in patients with rare homozygous familial hypercholesterolemia.

(For Heterozygous Familial Hypercholesterolemia (FH), see CLINICAL TRIALS.)

Patients with Severe Hypercholesterolemia: Higher dosages (80 mg/day) required for some patients with severe hypercholesterolemia are associated with increased plasma levels of lovastatin.

Caution should be exercised in such patients who are also significantly renally impaired, elderly or are concomitantly administered P-450 inhibitors (see WARNINGS AND PRECAUTIONS, Myopathy/Rhabdomyolysis and DRUG INTERACTIONS).

Endocrine and Metabolism

Endocrine Function: HMG-CoA reductase inhibitors interfere with cholesterol synthesis and as such might theoretically blunt adrenal and/or gonadal steroid production. Clinical studies with lovastatin have shown that this agent does not reduce plasma cortisol concentration or impair adrenal reserve, and does not reduce basal plasma testosterone concentration. However, the effects of HMG-CoA reductase inhibitors on male fertility have not been studied in an adequate number of patients. The effects, if any, on the pituitary-gonadal axis in premenopausal women are unknown.

Patients treated with lovastatin who develop clinical evidence of endocrine dysfunction should be evaluated appropriately. Caution should be exercised if an HMG-CoA reductase inhibitor or other agent used to lower cholesterol levels is administered to patients receiving other drugs (e.g. ketoconazole, spironolactone, or cimetidine) that may decrease the levels of endogenous steroid hormones (see DRUG INTERACTIONS, Cytochrome P-450 Inhibitors [CYP3A4]).

Effect on Lipoprotein(a) [Lp(a)]: In some patients the beneficial effect of lowered total cholesterol and LDL-C levels may be partly blunted by a concomitant increase in the Lp(a) levels. Until further experience is obtained from controlled clinical trials, it is suggested, where feasible, that Lp(a) measurements be carried out in patients placed on therapy with MEVACOR[®].

Effect on CoQ₁₀ Levels (Ubiquinone): A significant decrease in plasma CoQ₁₀ levels in patients treated with MEVACOR[®] and other statins has been observed in short-term clinical trials. The clinical significance of a potential long-term statin-induced deficiency of CoQ₁₀ has not yet been established (see BIBLIOGRAPHY).

Hepatic/Biliary/Pancreatic

In the initial controlled clinical trials performed in 695 patients, marked persistent increases (to more than 3 times the upper limit of normal) in serum transaminases occurred in 1.6% of adult patients who received MEVACOR[®] for at least one year (see ADVERSE REACTIONS, Laboratory Tests). When the drug was interrupted or discontinued in these patients, the transaminase levels fell slowly to pretreatment levels. The increases usually appeared 3 to 12 months after the start of therapy with MEVACOR[®]. In most cases they were not associated with jaundice or other clinical signs or symptoms (see DRUG INTERACTIONS and ADVERSE REACTIONS, Post-Market Adverse Drug Reactions).

In the 48-week EXCEL study performed in 8245 patients suffering from moderate hypercholesterolemia, the incidence of marked (more than 3 times the upper limit of normal) increases in serum transaminases on successive testing was 0.1% in patients receiving a placebo and 0.1% at 20 mg/day, 0.9% at 40 mg/day and 1.5% at 80 mg/day in patients administered lovastatin (see CLINICAL TRIALS).

It is recommended that liver function tests be performed at baseline and periodically thereafter in all patients. Particular attention should be paid to patients who develop elevated serum transaminase levels and in patients in whom the dose is increased to 40 mg/day or more. In these patients, measurements should be repeated promptly and then performed more frequently.

If the transaminase levels show evidence of progression, particularly if they rise to three times the upper limit of normal and are persistent, the drug should be discontinued.

MEVACOR[®], as well as other HMG-CoA reductase inhibitors, should be used with caution in patients who consume substantial quantities of alcohol and/or have a past history of liver disease. Active liver disease or unexplained serum transaminase elevations are contraindications to the use of MEVACOR[®]; if such condition develops during therapy, the drug should be discontinued.

Moderate elevations of serum transaminases (less than three times the upper limit of normal) have been reported following therapy with MEVACOR[®] (see ADVERSE REACTIONS). These changes were not specific to MEVACOR[®] and were also observed with comparative lipid metabolism regulators. They generally appeared within the first 3 months after initiation of therapy, were often transient and were not accompanied by any other symptoms. They did not necessitate interruption of treatment.

Muscle Effects

Myopathy/Rhabdomyolysis: Effects on skeletal muscle such as myalgia, myopathy and, rarely, rhabdomyolysis have been reported in patients treated with MEVACOR[®].

Rare cases of rhabdomyolysis with acute renal failure secondary to myoglobinuria, have been reported with MEVACOR[®] and with other HMG-CoA reductase inhibitors.

Myopathy, defined as muscle pain or muscle weakness in conjunction with increases in creatine phosphokinase (CK) values to greater than ten times the upper limit of normal (ULN), should be considered in any patient with diffuse myalgias, muscle tenderness or weakness, and/or a marked elevation of CK. Patients should be advised to report promptly any unexplained muscle pain, tenderness or weakness, particularly if associated with malaise or fever. Patients who develop any signs or symptoms suggestive of myopathy should have their CK levels measured. MEVACOR[®] therapy should be immediately discontinued if markedly elevated CK levels are measured or myopathy is diagnosed or suspected. Myopathy sometimes takes the form of rhabdomyolysis with or without acute renal failure secondary to myoglobinuria, and rare fatalities have occurred. The risk of myopathy is increased with dosage and by high levels of HMG-CoA reductase inhibitory activity in plasma.

Pre-disposing Factors for Myopathy/Rhabdomyolysis: MEVACOR[®], as with other HMG-CoA reductase inhibitors, should be prescribed with caution in patients with pre-disposing factors for myopathy/rhabdomyolysis. Such factors include:

- Personal or family history of hereditary muscular disorders
- Previous history of muscle toxicity with another HMG-CoA reductase inhibitor
- Concomitant use of a fibrate or niacin
- Hypothyroidism
- Alcohol abuse
- Excessive physical exercise
- Age >70 years
- Renal impairment
- Hepatic impairment
- Diabetes with hepatic fatty change
- Surgery and trauma
- Frailty
- Situations where an increase in plasma levels of active ingredient may occur (see DRUG INTERACTIONS, Drug-Drug Interactions)

MEVACOR[®] therapy should be temporarily withheld or discontinued in any patient with an acute serious condition suggestive of myopathy or predisposing to the development of rhabdomyolysis (e.g. sepsis, hypotension, major surgery, trauma, severe metabolic endocrine and electrolyte disorders, or uncontrolled seizures).

Myopathy/Rhabdomyolysis Caused by Drug Interactions

Pharmacokinetic Interactions: The use of HMG-CoA reductase inhibitors has been associated with severe myopathy, including rhabdomyolysis, which may be more frequent when they are co-administered with drugs that inhibit the cytochrome P-450 enzyme system. Lovastatin is metabolized by the cytochrome P-450 isoform 3A4 and as such may interact with agents which inhibit this enzyme (see WARNINGS AND PRECAUTIONS, Myopathy/Rhabdomyolysis and DRUG INTERACTIONS, Cytochrome P-450 Inhibitors [CYP3A4]).

The risk of myopathy/rhabdomyolysis is increased by concomitant use of lovastatin with the following:

- **Potent inhibitors of CYP3A4, e.g., the antifungal azoles itraconazole, and ketoconazole, the antibiotics erythromycin, clarithromycin and telithromycin, the HIV protease inhibitors, or the antidepressant nefazodone, particularly with higher doses of lovastatin** (see DRUG INTERACTIONS, Cytochrome P-450 Inhibitors [CYP3A4] and DETAILED PHARMACOLOGY, Pharmacokinetics).

Other drugs:

- **Lipid-lowering drugs that can cause myopathy when given alone: Gemfibrozil, other fibrates, or lipid-lowering doses (≥ 1 g/day) of niacin, particularly with higher doses of lovastatin** (see DRUG INTERACTIONS, Gemfibrozil and Other Fibrates, Lipid-Lowering Doses [≥ 1 g/day] of Niacin [nicotinic acid]).
- **Cyclosporine or danazol particularly with higher doses of lovastatin** (see DRUG INTERACTIONS and DETAILED PHARMACOLOGY, Pharmacokinetics).
- **Amiodarone or verapamil with higher doses of a closely related member of the HMG-CoA reductase inhibitor class** (see DRUG INTERACTIONS).
- **Fusidic Acid (oral or IV):** Patients on fusidic acid (oral or IV) treated concomitantly with lovastatin may have an increased risk of myopathy (see DRUG INTERACTIONS, Drug-Drug Interactions).

The risk of myopathy/rhabdomyolysis is dose related. In a clinical study Expanded Clinical Evaluation of Lovastatin (EXCEL) in which patients were carefully monitored and some interacting drugs were excluded, there was one case of myopathy among 4933 patients randomized to lovastatin 20-40 mg daily for 48 weeks, and 4 among 1649 patients randomized to 80 mg daily.

Reducing the Risk of Myopathy/Rhabdomyolysis

1. General measures

All patients starting therapy with lovastatin, or whose dose of lovastatin is being increased, should be advised of the risk of myopathy and told to report promptly any unexplained muscle pain, tenderness or weakness. Lovastatin therapy should be discontinued immediately if myopathy is diagnosed or suspected. The presence of these symptoms, and/or a

CK level >10 times the upper limit of normal indicates myopathy. In most cases, when patients were promptly discontinued from treatment, muscle symptoms and CK increases resolved. Periodic CK determinations may be considered in patients starting therapy with lovastatin or whose dose is being increased, but there is no assurance that such monitoring will prevent myopathy.

Many of the patients who have developed rhabdomyolysis on therapy with lovastatin have had complicated medical histories, including renal insufficiency usually as a consequence of long-standing diabetes mellitus. Such patients merit closer monitoring. Therapy with lovastatin should be temporarily stopped a few days prior to elective major surgery and when any major medical or surgical condition supervenes.

2. Measures to reduce the risk of myopathy/rhabdomyolysis caused by drug interactions (see above)

Use of lovastatin concomitantly with potent CYP3A4 inhibitors (e.g., itraconazole, ketoconazole, erythromycin, clarithromycin, telithromycin, HIV protease inhibitors, or nefazodone) should be avoided. If treatment with itraconazole, ketoconazole, erythromycin, clarithromycin or telithromycin is unavoidable, therapy with lovastatin should be suspended during the course of treatment. Concomitant use with other medicines labeled as having a potent inhibitory effect on CYP3A4 at therapeutic doses should be avoided unless the benefits of combined therapy outweigh the increased risk.

The dose of lovastatin should not exceed 20 mg daily in patients receiving concomitant medication with cyclosporine, danazol, gemfibrozil, other fibrates or lipid-lowering doses (≥ 1 g/day) of niacin. The combined use of lovastatin with gemfibrozil should be avoided unless the benefit of further alteration in lipid levels is likely to outweigh the increased risk of this drug combination. The benefits of the use of lovastatin in patients receiving other fibrates, niacin, cyclosporine, or danazol should be carefully weighed against the risks of these drug combinations. Addition of fibrates or niacin to lovastatin typically provides little additional reduction in LDL-C, but further reductions of TG and further increases in HDL-C may be obtained. Combinations of fibrates or niacin with low doses of lovastatin have been used without myopathy in small, short-term clinical studies with careful monitoring.

The dose of lovastatin should not exceed 40 mg daily in patients receiving concomitant medication with amiodarone or verapamil. The combined use of lovastatin at doses higher than 40 mg daily with amiodarone or verapamil should be avoided unless the clinical benefit is likely to outweigh the increased risk of myopathy.

Patients on fusidic acid (oral or IV) and lovastatin should be closely monitored for symptoms and/or signs of myopathy. Temporary suspension of lovastatin treatment may be considered.

Ophthalmologic

Current long-term data from clinical trials do not indicate an adverse effect of lovastatin on the human lens.

Renal

Because MEVACOR[®] does not undergo significant renal excretion, modification of dosage should not be necessary in patients with moderate renal insufficiency.

In patients with severe renal insufficiency (creatinine clearance <0.5 mL/s [30 mL/min]), dosages above 20 mg/day should be carefully considered and, if deemed necessary, implemented cautiously (see WARNINGS AND PRECAUTIONS, Myopathy/Rhabdomyolysis, and CLINICAL TRIALS).

Skin

To date, hypersensitivity syndrome has not been described. In a few instances eosinophilia and skin eruptions appear to be associated with lovastatin treatment. If hypersensitivity is suspected, MEVACOR[®] should be discontinued.

Special Populations

Pregnant Women: MEVACOR[®] is contraindicated during pregnancy (see TOXICOLOGY, Teratogenicity and Reproductive Studies).

Safety in pregnant women has not been established. No controlled clinical trials with lovastatin have been conducted in pregnant women. Rare reports of congenital anomalies following intrauterine exposure to HMG-CoA reductase inhibitors have been received. However, in an analysis of approximately 200 prospectively followed pregnancies exposed during the first trimester to MEVACOR[®] or another closely related HMG-CoA reductase inhibitor, the incidence of congenital anomalies was comparable to that seen in the general population. This number of pregnancies was statistically sufficient to exclude a 2.5-fold or greater increase in congenital anomalies over the background incidence.

Atherosclerosis is a chronic process, and ordinarily, discontinuation of lipid-lowering drugs during pregnancy should have little impact on the long-term risk associated with primary hypercholesterolemia. Although there is no evidence that the incidence of congenital anomalies in offspring of patients taking MEVACOR[®] or another closely related HMG-CoA reductase inhibitor differs from that observed in the general population, maternal treatment with MEVACOR[®] may reduce the fetal levels of mevalonate which is a precursor of cholesterol biosynthesis. For these reasons, MEVACOR[®] should not be used in women who are pregnant, trying to become pregnant or suspect they are pregnant. Treatment with MEVACOR[®] should be suspended for the duration of pregnancy or until it has been determined that the woman is not pregnant. (See CONTRAINDICATIONS and BIBLIOGRAPHY.)

Nursing Women: It is not known whether MEVACOR[®] is excreted in human milk. Because many drugs are excreted in human milk and because of the potential for serious adverse reactions in nursing infants from MEVACOR[®], women taking MEVACOR[®] should not nurse their infant (see CONTRAINDICATIONS).

Pediatrics: Limited experience is available in children. However, safety and effectiveness in children have not been established.

Geriatrics (>60 years of age): In patients over 60 years, efficacy appeared similar to that seen in the population as a whole, with no apparent increase in the frequency of clinical or laboratory adverse findings.

Elderly patients may be more susceptible to myopathy (see WARNINGS AND PRECAUTIONS, Muscle Effects - Pre-disposing Factors for Myopathy/Rhabdomyolysis).

ADVERSE REACTIONS

Adverse Drug Reaction Overview

MEVACOR[®] was compared to placebo in 8245 patients with hypercholesterolemia (total cholesterol 6.2 - 7.8 mmol/L) in a randomized, double-blind, parallel, 48-week expanded clinical evaluation of lovastatin (EXCEL study). Clinical adverse reactions reported as possible, probably or definitely drug-related in any treatment group are shown in the table below:

	PLACEBO (n=1663) %	MEVACOR® 20 mg q.p.m. (n=1642) %	MEVACOR® 40 mg q.p.m. (n=1645) %	MEVACOR® 20 mg b.i.d. (n=1646) %	MEVACOR® 40 mg b.i.d. (n=1649) %
Body as a Whole					
Asthenia	1.4	1.7	1.4	1.5	1.2
Gastrointestinal					
Abdominal pain	1.6	2.0	2.0	2.2	2.5
Constipation	1.9	2.0	3.2	3.2	3.5
Diarrhea	2.3	2.6	2.4	2.2	2.6
Dyspepsia	1.9	1.3	1.3	1.0	1.6
Flatulence	4.2	3.7	4.3	3.9	4.5
Nausea	2.5	1.9	2.5	2.2	2.2
Musculoskeletal					
Muscle cramps	0.5	0.6	0.8	1.1	1.0
Myalgia	1.7	2.6	1.8	2.2	3.0
Nervous System/ Psychiatric					
Dizziness	0.7	0.7	1.2	0.5	0.5
Headache	2.7	2.6	2.8	2.1	3.2
Skin					
Rash	0.7	0.8	1.0	1.2	1.3
Special Senses					
Blurred vision	0.8	1.1	0.9	0.9	1.2

Other clinical adverse reactions reported as possibly, probably or definitely drug-related in 0.5 to 1.0% of patients in any drug-treated group are listed below. In all these cases the incidence with drug or placebo was not statistically different.

Body as a whole: Chest pain

Gastrointestinal: Acid regurgitation, dry mouth, vomiting

Musculoskeletal: Leg pain, shoulder pain, arthralgia

Nervous System/Psychiatric: Insomnia, paresthesia

Skin: Alopecia, pruritus

Special Senses: Eye irritation

No significant difference was found among the different treatment groups including placebo in the incidence of serious clinical adverse experiences including death due to CHD, nonfatal myocardial infarction, cancer, and deaths due to all causes. This study was not designed or powered to evaluate the incidence of these serious clinical adverse experiences. The EXCEL study included a minority of patients at risk of or with coronary artery disease; however, its findings cannot be extrapolated in this respect to other segments of the high-risk population.

Laboratory Tests: Marked persistent increases of serum transaminases have been noted (see WARNINGS AND PRECAUTIONS, Myopathy/Rhabdomyolysis).

Other liver function test abnormalities including elevated alkaline phosphatase and bilirubin have been reported. In the EXCEL study, 7.3% of the patients on lovastatin had elevations of CK levels of at least twice the normal value on one or more occasions compared to 6.2% on placebo.

The EXCEL study, however, excluded patients with factors known to be associated with an increased risk of myopathy (see WARNINGS AND PRECAUTIONS, Myopathy/Rhabdomyolysis and DRUG INTERACTIONS, Drug-Laboratory Interactions).

Nervous System: Visual evoked response, nerve conduction measurements and electromyography in over 30 patients showed no evidence of neurotoxic effects of lovastatin.

Effect on the Lens: (see WARNINGS AND PRECAUTIONS).

Post-Market Adverse Drug Reactions

The following adverse events have also been reported during post-marketing experience with MEVACOR[®]: hepatitis, cholestatic jaundice, vomiting, anorexia, paresthesia, peripheral neuropathy, memory impairment, psychiatric disturbances including anxiety, depression, erectile dysfunction, alopecia, erythema multiforme, including Stevens-Johnson syndrome and toxic epidermal necrolysis.

Gynecomastia has been reported following treatment with other HMG-CoA reductase inhibitors.

An apparent hypersensitivity syndrome has been reported rarely which has included one or more of the following features: anaphylaxis, angioedema, lupus-like syndrome, polymyalgia rheumatica, dermatomyositis, vasculitis, thrombocytopenia, leukopenia, eosinophilia, hemolytic anemia, positive ANA, ESR increase, arthritis, arthralgia, urticaria, asthenia, photosensitivity, fever, flushing, chills, dyspnea and malaise.

The following adverse events have been reported with some statins:

Psychiatric:

Sleep Disturbances, including insomnia and nightmares.

Mood related disorders.

Pulmonary:

Interstitial lung disease: very rare cases of interstitial lung disease, especially with long term therapy. If it is suspected a patient has developed interstitial lung disease, statin therapy should be discontinued.

DRUG INTERACTIONS**Drug-Drug Interactions**

Concomitant Therapy with Other Lipid Metabolism Regulators: Combined drug therapy should be approached with caution as information from controlled studies is limited. Based on post-marketing surveillance, gemfibrozil, other fibrates and lipid lowering doses of niacin (nicotinic acid) may increase the risk of myopathy when given concomitantly with HMG-CoA reductase inhibitors, probably because they can produce myopathy when given alone (see below and WARNINGS AND PRECAUTIONS, Muscle Effects). Therefore, combined drug therapy should be approached with caution.

Bile Acid Sequestrants: Preliminary evidence suggests that the cholesterol-lowering effects of MEVACOR[®] and the bile acid sequestrant, cholestyramine, are additive.

When MEVACOR[®] is used concurrently with cholestyramine or any other resin, an interval of at least two hours should be maintained between the two drugs, since the absorption of MEVACOR[®] may be impaired by the resin.

Gemfibrozil and Other Fibrates, Lipid-Lowering Doses (≥ 1 g/day) of Niacin (nicotinic acid): These drugs increase the risk of myopathy when given concomitantly with lovastatin, probably because they can produce myopathy when given alone (see WARNINGS AND PRECAUTIONS, Myopathy/Rhabdomyolysis Caused by Drug Interactions). There is no evidence to suggest that these agents affect the pharmacokinetics of lovastatin.

Myopathy, including rhabdomyolysis, has occurred in patients who were receiving coadministration of MEVACOR[®] with fibric acid derivatives or niacin, particularly in subjects with pre-existing renal insufficiency (see WARNINGS AND PRECAUTIONS, Myopathy/Rhabdomyolysis Caused by Drug Interactions).

Erythromycin, Clarithromycin and Telithromycin: (see WARNINGS AND PRECAUTIONS, Measures to reduce the risk of myopathy/rhabdomyolysis caused by drug interactions).

Angiotensin-Converting Enzyme Inhibitors: Hyperkalemia associated with myositis (myalgia and elevated CK) has been reported in the case of a single patient with insulin-dependent diabetes mellitus and mild renal insufficiency who received MEVACOR[®] concomitantly with an angiotensin-converting enzyme inhibitor (lisinopril).

Coumarin Anticoagulants: Clinically evident bleeding and/or increased prothrombin time have been reported occasionally in patients taking coumarin anticoagulants concomitantly with lovastatin. It is recommended that in patients taking anticoagulants, prothrombin time be determined before starting lovastatin and frequently enough during early therapy to ensure that no significant alteration of prothrombin time occurs. Once a stable prothrombin time has been documented, prothrombin times can be monitored at intervals usually recommended for patients on coumarin anticoagulants. If the dose of lovastatin is changed, the same procedure should be repeated. Lovastatin therapy has not been associated with bleeding or with changes in prothrombin time in patients not taking anticoagulants.

Cyclosporine or Danazol: The risk of myopathy/rhabdomyolysis is increased by concomitant administration of cyclosporine or danazol particularly with higher doses of lovastatin (see WARNINGS AND PRECAUTIONS, Myopathy/Rhabdomyolysis and DETAILED PHARMACOLOGY, Pharmacokinetics).

Digoxin: In patients with hypercholesterolemia, concomitant administration of lovastatin and digoxin had no effect on digoxin plasma concentrations.

Beta-Adrenergic Blocking Drugs: In healthy volunteers, the coadministration of propranolol and lovastatin resulted in a slight decrease of the AUC of lovastatin and its metabolites as well as in a significant decrease of the C_{max} for the lovastatin metabolites.

However there was no clinically relevant interaction reported in patients who have been receiving MEVACOR[®] concomitantly with beta-adrenergic blocking agents.

Cytochrome P-450 Inhibitors (CYP3A4): Lovastatin has no CYP3A4 inhibitory activity; therefore, it is not expected to affect the plasma levels of other drugs metabolized by CYP3A4. However, lovastatin itself is a substrate for CYP3A4. Potent inhibitors of CYP3A4 increase the risk of myopathy by increasing the plasma levels of HMG-CoA reductase inhibitory activity during lovastatin therapy. These inhibitors include itraconazole, ketoconazole, erythromycin, clarithromycin, telithromycin, HIV protease inhibitors, and nefazodone (see WARNINGS AND PRECAUTIONS, Myopathy/Rhabdomyolysis Caused by Drug Interactions).

Amiodarone: The risk of myopathy/rhabdomyolysis is increased when amiodarone is used concomitantly with higher doses of a closely related member of the HMG-CoA reductase inhibitor class (see WARNINGS AND PRECAUTIONS, Myopathy/Rhabdomyolysis Caused by Drug Interactions).

Verapamil: The risk of myopathy/rhabdomyolysis is increased when verapamil is used concomitantly with higher doses of a closely related member of the HMG-CoA reductase inhibitor class (see WARNINGS AND PRECAUTIONS, Myopathy/Rhabdomyolysis Caused by Drug Interactions).

Fusidic Acid (oral or IV): Patients on fusidic acid (oral or IV) treated concomitantly with lovastatin may have an increased risk of myopathy/rhabdomyolysis (see WARNINGS AND PRECAUTIONS, Muscle Effects, Other Drugs). No clinical data is available regarding drug interaction between fusidic acid and lovastatin.

Other Concomitant Therapy: Although specific interaction studies were not performed, in clinical studies, MEVACOR[®] was used concomitantly with a number of diuretics and nonsteroidal anti-inflammatory drugs (NSAIDs), hypoglycemic drugs (chlorpropamide, glipizide, glyburide, insulin), without evidence, to date, of clinically significant adverse interactions.

Drug-Food Interactions

Grapefruit juice contains one or more components that inhibit CYP3A4 and can increase the plasma levels of drugs metabolized by CYP3A4. The effect of typical consumption (one 250-ml glass daily) is minimal (34% increase in active plasma HMG-CoA reductase inhibitory activity as measured by the area under the concentration-time curve) and of no clinical relevance. However, very large quantities (over 1 liter daily) significantly increase the plasma levels of HMG-CoA reductase inhibitory activity during lovastatin therapy and should be avoided (see WARNINGS AND PRECAUTIONS, Myopathy/Rhabdomyolysis Caused by Drug Interactions).

Drug-Laboratory Interactions

Lovastatin may elevate creatine phosphokinase and transaminase levels (see ADVERSE REACTIONS, Laboratory Tests). In the differential diagnosis of chest pain in a patient on therapy with MEVACOR[®], cardiac and non cardiac fractions of these enzymes should be determined.

DOSAGE AND ADMINISTRATION

Dosing Considerations

- Patients should be placed on a standard cholesterol-lowering diet before receiving MEVACOR[®] and should continue on this diet during treatment with MEVACOR[®]. If appropriate, a program of weight control and physical exercise should be implemented.
- Prior to initiating therapy with MEVACOR[®], secondary causes for elevations in plasma lipid levels should be excluded. A lipid profile should also be performed.
- **Patients with Hypercholesterolemia:** The usual starting dose is 20 mg/day given as a single dose with the evening meal. Single daily doses given with the evening meal have been shown to be more effective than the same dose given with the morning meal. Adjustments of dosage, if required, should be made at intervals of not less than 4 weeks, to a maximum of 80 mg daily given in single doses or divided doses with the morning and evening meals (see WARNINGS AND PRECAUTIONS, Myopathy/Rhabdomyolysis and DRUG INTERACTIONS). Divided doses (i.e., twice daily) tend to be slightly more effective than single daily doses.

- **Patients with Severe Hypercholesterolemia:** In patients with severe hypercholesterolemia, higher doses (80 mg/day) may be required (see WARNINGS AND PRECAUTIONS, Myopathy/Rhabdomyolysis and DRUG INTERACTIONS).
Cholesterol levels should be monitored periodically and consideration should be given to reducing the dosage of MEVACOR[®] if cholesterol levels fall below the desired range.
- **Patients with Established Coronary Heart Disease:** In the trials involving patients with coronary heart disease and administered MEVACOR[®] with (colestipol) [Familial Atherosclerosis Treatment Study (FATS)] or without^{4, 7, 49} concomitant therapy, the dosages used were 20 to 80 mg daily, given in single or divided doses. In the two trials which utilized MEVACOR[®] alone, the dose was reduced if total plasma cholesterol decreased to below 2.85 mmol/L or if LDL-C decreased to below 2.1 mmol/L, respectively.
- **Concomitant Therapy:** (see DRUG INTERACTIONS, Concomitant Therapy with Other Lipid Metabolism Regulators).
In patients taking cyclosporine, danazol, gemfibrozil, other fibrates or lipid lowering doses (≥ 1 g/day) of niacin concomitantly with MEVACOR[®], the dose of MEVACOR[®] should not exceed 20 mg/day. In patients taking amiodarone or verapamil concomitantly with MEVACOR[®], the dose of MEVACOR[®] should not exceed 40 mg/day (see WARNINGS AND PRECAUTIONS, Measures to reduce the risk of myopathy/rhabdomyolysis caused by drug interactions and DRUG INTERACTIONS).

The dosage of MEVACOR[®] should be individualized according to baseline LDL-C, total-C/HDL-C ratio and/or TG levels to achieve the recommended desired lipid values at the lowest possible dose and the patient response. Lipid levels should be monitored periodically and, if necessary, the dose of MEVACOR[®] adjusted based on desired lipid levels.

Missed Dose

If a tablet is missed at its usual time, it should be taken as soon as possible. But, if it is too close to the time of the next dose: only the prescribed dose should be taken at the appointed time. **A double dose should not be taken.**

OVERDOSAGE

Five healthy human volunteers have received up to 200 mg of lovastatin as a single dose without clinically significant adverse experiences. A few cases of accidental overdosage have been reported; no patients had any specific symptoms and all patients recovered without sequelae. The maximum dosage taken was 5-6 g.

In the event of overdosage, treatment should be symptomatic and supportive, liver function should be monitored, and appropriate therapy instituted. Until further experience is obtained, no specific therapy of overdosage can be recommended.

The dialyzability of lovastatin and its metabolites in man is not known.

For the management of a suspected drug overdose, contact your regional Poison Control Centre.

ACTION AND CLINICAL PHARMACOLOGY

Mechanism of Action

MEVACOR[®] is a cholesterol-lowering agent isolated from a strain of *Aspergillus terreus*. After oral ingestion, lovastatin, which is an inactive lactone, is hydrolyzed to the corresponding β -hydroxy acid form. This principal metabolite is a specific inhibitor of 3-hydroxy-3-methylglutaryl-coenzyme A (HMG-CoA) reductase.

This enzyme catalyzes the conversion of HMG-CoA to mevalonate, which is an early and rate-limiting step in the biosynthesis of cholesterol.

Pharmacodynamics

Lovastatin reduces cholesterol production by the liver and induces some changes in cholesterol transport and disposition in the blood and tissues. The mechanism(s) of this effect is believed to involve both reduction of the synthesis of Low Density Lipoprotein (LDL), and an increase in LDL catabolism as a result of induction of the hepatic LDL receptors.

Pharmacokinetics

Lovastatin has complex pharmacokinetic characteristics (see DETAILED PHARMACOLOGY).

Metabolism: Lovastatin is metabolized by the microsomal hepatic enzyme system (Cytochrome P-450 isoform 3A4 system). The major active metabolites present in human plasma are the β -hydroxy acid of lovastatin, its 6'-hydroxy, 6'-hydroxymethyl, and 6'-exomethylene derivatives (see DETAILED PHARMACOLOGY, Pharmacokinetics).

STORAGE AND STABILITY

Keep container tightly closed and store at 15°C - 30°C. Protect from light.

DOSAGE FORMS, COMPOSITION AND PACKAGING

MEVACOR[®] 20 mg tablets, a light blue coloured, octagon-shaped, flat, bevelled-edge, tablet engraved with MSD 731 on one side and plain on the other side. Available in blister packages of 30 tablets.

MEVACOR[®] 40 mg tablets, a green coloured, octagon-shaped, flat, bevelled-edge tablet engraved with MSD 732 on one side and plain on the other side. Available in blister packages of 30 tablets.

Each tablet for oral administration contains either 20 mg or 40 mg of lovastatin and the following non-medicinal ingredients:

- butylated hydroxyanisole
- lactose
- magnesium stearate
- microcrystalline cellulose
- pregelatinized starch

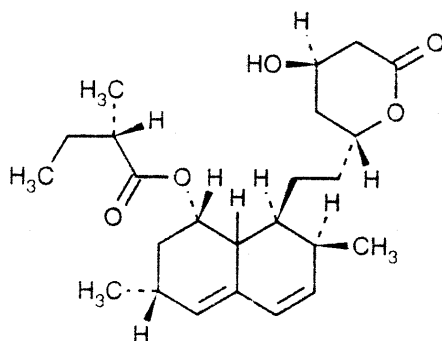
Tablets MEVACOR[®] 20 mg also contain indigotine on alumina. Tablets MEVACOR[®] 40 mg contain indigotine, Quinoline yellow, both on alumina substratum.

PART II: SCIENTIFIC INFORMATION

PHARMACEUTICAL INFORMATION

Drug Substance

Proper name:	lovastatin
Chemical name:	[1S-[1 α (R*),3 α ,7 β ,8 β (2S*,4S*),8a β]]-1,2,3,7,8,8a-hexahydro-3,7-dimethyl-8-[2-(tetrahydro-4-hydroxy-6-oxo-2H-pyran-2-yl)ethyl]-1-naphthalenyl 2-methylbutanoate.
Molecular formula:	C ₂₄ H ₃₆ O ₅
Molecular mass:	404.55
Structural formula:	



Physicochemical properties:

Description: Lovastatin is a white, odourless, non-hygroscopic crystalline powder.

Solubilities:

Solvent	Solubility (mg/mL)
Acetonitrile	28
Ethanol	16
Methanol	28
Water	0.44 x 10 ⁻³

The partition coefficient K_p (concentration in organic phase/concentration in aqueous phase) for lovastatin in the octyl alcohol - water system (pH 7 phosphate buffer) is (1.2 ± 0.9) x 10⁴.

CLINICAL TRIALS

MEVACOR[®] (lovastatin tablets) has been shown to be highly effective in reducing total and LDL-C in heterozygous familial and non-familial forms of hypercholesterolemia and in mixed hyperlipidemia. A significant response was seen within 2 weeks, and the maximum therapeutic response occurred within 4-6 weeks. The response was maintained during continuation of therapy. Single daily doses given in the evening were more effective than the same dose given in the morning, perhaps because cholesterol is synthesized mainly at night. When therapy with MEVACOR[®] is stopped, total cholesterol has been shown to return to pre-treatment levels.

In patients with heterozygous FH, optimal reduction in total and LDL cholesterol is not usually achieved and combination drug therapy is normally required (see BIBLIOGRAPHY) (For homozygous FH see WARNINGS AND PRECAUTIONS, Use in Homozygous Familial Hypercholesterolemia).

In multicenter, double-blind studies in over 200 patients with familial or non-familial hypercholesterolemia, MEVACOR[®], administered in doses ranging from 20 mg q.p.m. to 40 mg b.i.d., was compared to placebo. MEVACOR[®] consistently and significantly decreased total plasma cholesterol (TOTAL-C), LDL-cholesterol (LDL-C), total cholesterol/HDL-cholesterol (TOTAL-C/HDL-C) ratio and LDL-cholesterol/HDL-cholesterol (LDL-C/HDL-C) ratio ($p < 0.01$). In addition, MEVACOR[®] increased total HDL-cholesterol (HDL-C) and decreased VLDL-cholesterol (VLDL-C) and plasma triglycerides (TG) (see Tables 1 and 2 for dose response results).

**Table 1 - FH Study: Dose Response of MEVACOR[®]
(Percent Change from Baseline after 6 Weeks)**

DOSAGE	N	TOTAL-C (mean)	LDL-C (mean)	HDL-C (mean)	LDL-C/ HDL-C (mean)	TOTAL-C/ HDL-C (mean)	TG (median)
Placebo	21	-1	-2	+1	-1	0	+3
MEVACOR[®]							
20 mg q.p.m.	20	-18	-19	+10	-26	-24	-7
40 mg q.p.m.	21	-24	-27	+10	-32	-29	-22
10 mg b.i.d.	18	-22	-25	+6	-28	-25	-11
20 mg b.i.d.	19	-27	-31	+12	-38	-34	-18
40 mg b.i.d.	20	-34	-39	+8	-43	-38	-12

**Table 2 - Non-FH Study: Dose Response of MEVACOR[®]
(Percent Change from Baseline after 6 Weeks)**

DOSAGE	N	TOTAL-C (mean)	LDL-C (mean)	HDL-C (mean)	LDL-C/ HDL-C (mean)	TOTAL-C/ HDL-C (mean)	VLDL-C (median)	TG (median)
Placebo	20	+5	+9	+4	+7	+3	-14 [†]	-3
MEVACOR[®]								
20 mg q.p.m.	19	-18	-22	+11	-29	-24	-30 ^{††}	-17
40 mg q.p.m.	20	-19	-21	+4	-20	-19	-31 [†]	-20
10 mg b.i.d.	19	-18	-24	+3	-25	-20	-2 ^{††}	-15
20 mg b.i.d.	17	-29	-34	+6	-36	-31	-31 [†]	-23
40 mg b.i.d.	20	-32	-39	+13	-46	-39	-31 ^{††}	-27

[†] N = 17

^{††} N = 18

MEVACOR[®] was compared to cholestyramine in an open parallel study in patients with hypercholesterolemia who were at high risk of myocardial infarction. At all dosage levels, MEVACOR[®] produced a significantly greater reduction of total plasma cholesterol, LDL-cholesterol, VLDL-cholesterol, triglycerides, and total cholesterol/HDL-cholesterol ratio when compared to cholestyramine. The increases in HDL-cholesterol achieved with MEVACOR[®] and cholestyramine were similar (see Table 3).

**Table 3 - MEVACOR[®] vs Cholestyramine
(Percent Change from Baseline after 12 Weeks)**

DOSAGE	N	TOTAL-C (mean)	LDL-C (mean)	HDL-C (mean)	LDL-C/ HDL-C (mean)	TOTAL-C/ HDL-C (mean)	VLDL-C (median)	TG (median)
MEVACOR[®]								
20 mg b.i.d.	85	-27	-32	+9	-36	-31	-34	-21
40 mg b.i.d.	88	-34	-42	+8	-44	-37	-31	-27
Cholestyramine								
12 g b.i.d.	88	-17	-23	+8	-27	-21	+2	+11

An expanded clinical evaluation of lovastatin (EXCEL study) was performed comparing MEVACOR[®] to placebo in 8245 patients with hypercholesterolemia, total cholesterol 6.2-7.8 mmol/L and LDL cholesterol >4.1 mmol/L. This was a randomized, double-blind, parallel study, which extended over 48 weeks. The patient population was selected with or without other risk factors and with or without evidence of coronary disease. MEVACOR[®] was the sole hypolipidemic agent used in virtually all patients in this study. Total, LDL- and HDL-cholesterol and triglycerides were measured. All changes in plasma levels were dose-related, similar to those shown in the initial clinical trials, and significantly different from those with placebo (≤ 0.001) (Table 4).

**Table 4 - MEVACOR[®] vs Placebo
(Percent Change from Baseline - Average Values between Weeks 12 and 48)**

DOSAGE	N*	TOTAL-C (mean)	LDL-C (mean)	HDL-C (mean)	LDL-C/ HDL-C (mean)	TOTAL-C/ HDL-C (mean)	TG (median)
Placebo	1663	+0.7	+0.4	+2.0	+0.2	+0.6	+4
MEVACOR [®] 20 mg (with evening meal)	1642	-17	-24	+6.6	-27	-21	-10
40 mg (with evening meal)	1645	-22	-30	+7.2	-34	-26	-14
20 mg b.i.d.	1646	-24	-34	+8.6	-38	-29	-16
40 mg b.i.d.	1649	-29	-40	+9.5	-44	-34	-19

* Patients enrolled

The effect of treatment with MEVACOR[®] on coronary atherosclerosis was evaluated in three randomized, double-blind, placebo-controlled trials of 2-2½ years' duration. All patients had coronary atherosclerosis on angiograms evaluated by computerized quantitative coronary angiography (QCA).

In the first trial,⁴⁹ the effect of MEVACOR[®] 20 to 80 mg daily was studied in 331 patients with serum total cholesterol 5.70 - 7.77 mmol/L. MEVACOR[®] significantly slowed the progression of lesions and decreased the number of patients with new lesions. This effect was not accompanied by an improvement in the clinical endpoints (death, fatal/non fatal myocardial infarction, hospitalization for unstable angina, and coronary revascularization procedures) within the two years' duration of treatment (see INDICATIONS AND CLINICAL USE).

In the second trial,^{4,7} the effect of treatment with MEVACOR[®] 40 mg b.i.d. was studied in 270 patients with serum total cholesterol 4.92 - 7.64 mmol/L. By QCA, there was no statistically significant difference between groups in change of percent stenosis for all lesions (the primary endpoint). However, angiograms were also evaluated by expert angiographers who formed a consensus opinion of overall angiographic change - the Global Change Score (a secondary endpoint). By this method, it was shown that MEVACOR[®] significantly slowed the progression of disease overall and doubled the number of patients who showed regression of lesions. No difference in clinical events were detected during the 2.2 years of double-blind therapy (see INDICATIONS AND CLINICAL USE).

The trials described above were not designed or powered to demonstrate a reduction in the risk of coronary morbidity and mortality as well as total mortality.

In the third trial (Familial Atherosclerosis Treatment Study [FATS]), the effect of combined therapy with MEVACOR[®] and colestipol was studied in 98 patients with a family history of premature vascular disease, apolipoprotein B levels ≥ 1.3 g/L and an average total cholesterol of 6.99 mmol/L. MEVACOR[®] and colestipol significantly reduced the frequency of progression and increased the frequency of regression of coronary lesions.

The effect of lovastatin on the progression of atherosclerotic plaques in the coronary arteries has been corroborated by similar findings in another vasculature. In the Asymptomatic Carotid Artery Plaque Study (ACAPS), the effect of therapy with lovastatin on carotid atherosclerosis was assessed by B-mode ultrasonography in patients with early, asymptomatic carotid lesions, with mean serum total cholesterol of 6.1 mmol/L (235 mg/dL) and without known coronary heart disease at baseline. In this double-blind, controlled clinical trial, 919 patients were randomized in a 2 x 2 factorial design to placebo, lovastatin 10-40 mg daily and/or warfarin. Ultrasonograms of the carotid walls were used to determine the change per patient from baseline to three years in mean maximum intimal-medial thickness (IMT) of 12 measured segments.

There was a significant regression of carotid lesions in patients receiving lovastatin alone compared to those receiving placebo alone. The predictive value of changes in IMT for stroke has not yet been established. In the lovastatin group there was a significant reduction in the number of patients with major cardiovascular events (5 vs 14, p=0.04) and a significant reduction in all-cause mortality (1 vs 8, p=0.02) relative to the placebo group. This trial should be viewed as supportive and complementary to the others mentioned above. However, it was not powered to demonstrate a reduction in the risk of coronary morbidity and mortality. A larger trial of longer duration is needed to clarify the effect of lovastatin in monotherapy on clinical events (see WARNINGS AND PRECAUTIONS, INDICATIONS AND CLINICAL USE and BIBLIOGRAPHY).

MEVACOR[®] has been shown to be effective in uncomplicated, well controlled insulin dependent (Type 1) and non-insulin dependent (Type 2) diabetic patients with primary hypercholesterolemia. Reductions of plasma lipids were comparable to that reported in non-diabetic patients. Glucose control was not adversely affected.

In one controlled study in elderly patients over the age of 60, efficacy appeared similar to that seen in the population as a whole, and there was no apparent increase in the frequency of clinical or laboratory adverse findings.

DETAILED PHARMACOLOGY

Human Pharmacology

MEVACOR[®] has been shown to reduce both normal and elevated LDL-C concentrations. **The effect of lovastatin-induced changes in lipoprotein levels, including reduction of serum cholesterol, on cardiovascular morbidity or mortality, as well as on total mortality, has not been established.**

LDL is formed from VLDL and is catabolized predominantly by the high affinity LDL receptor. The mechanism of the LDL-lowering effect of MEVACOR[®] may involve both reduction of VLDL-cholesterol concentration, and induction of the LDL receptor leading to reduced production and/or increased catabolism of LDL-cholesterol.

Apolipoprotein B also falls substantially during treatment with MEVACOR[®]. Since each LDL particle contains one molecule of apolipoprotein B, and little apolipoprotein B is found in other lipoproteins, this strongly suggests that MEVACOR[®] does not merely cause cholesterol to be lost from LDL, but also reduces the concentration of circulating LDL particles. However, a change in the composition of the LDL particle (lipid/protein ratio) cannot be excluded during treatment with MEVACOR[®]. In addition, MEVACOR[®] slightly increases HDL-cholesterol and reduces VLDL-cholesterol and plasma triglycerides (see Tables 1-4 under CLINICAL TRIALS).

The active form of lovastatin is a specific reversible inhibitor of HMG-CoA reductase, the enzyme which catalyzes the conversion of HMG-CoA to mevalonate. However, at therapeutic doses, the enzyme is not completely blocked, thereby allowing biologically necessary amounts of mevalonate to be available. Because the conversion of HMG-CoA to mevalonate is an early step in the biosynthetic pathway for cholesterol, therapy with MEVACOR[®] would not be expected to cause an accumulation of potentially toxic sterols.

Although cholesterol is the precursor of all steroid hormones, lovastatin, at therapeutic doses, has been shown to have no effect on steroidogenesis (see WARNINGS AND PRECAUTIONS, Endocrine and Metabolism, Endocrine Function).

Pharmacokinetics

Lovastatin is a lactone which is readily hydrolyzed *in vivo* to the corresponding β -hydroxy acid, a potent inhibitor of HMG-CoA reductase. Inhibition of HMG-CoA reductase is the basis for an assay in pharmacokinetic studies of the β -hydroxy acid metabolites (active inhibitors) and, following base hydrolysis, active plus latent inhibitors (total inhibitors) in plasma following administration of lovastatin.

Following an oral dose of ¹⁴C-labeled lovastatin to man, 10% of the dose was excreted in urine and 83% in feces. The latter represents absorbed drug excreted in bile, together with unabsorbed drug. As a consequence of extensive hepatic extraction of lovastatin, its systemic availability is low and variable. Less than 5% of an oral dose of lovastatin reaches the general circulation as active inhibitors. Following administration of lovastatin tablets, intersubject coefficient of variation was approximately 40% for the area under the curve of total inhibitory activity in the general circulation.

Both lovastatin and its β -hydroxy acid metabolite are highly bound (>95%) to human plasma proteins. Animal studies demonstrated that lovastatin crosses the blood-brain and placental barriers.

Lovastatin is metabolized by the microsomal hepatic enzyme system (Cytochrome P-450 isoform 3A4). The major active metabolites present in human plasma are the β -hydroxy acid of lovastatin, its 6'-hydroxy, 6'-hydroxymethyl, and 6'-exomethylene derivatives. Peak plasma concentrations of both active and total inhibitors were attained within 2 to 4 hours of oral administration. While the recommended therapeutic dose range is 20 to 80 mg/day, linearity of inhibitory activity in the general circulation was confirmed by a single dose study employing lovastatin tablet dosages from 60 to as high as 120 mg. With a once-a-day dosing regimen,

plasma concentrations of total inhibitors over a dosing interval achieved a steady state between the second and third days of therapy and were about 1.5 times those following a single dose. When lovastatin was given under fasting conditions, plasma concentrations of both active and total inhibitors were on average about two-thirds those found when lovastatin was administered immediately after a standard test meal.

In a study of patients with severe renal insufficiency (creatinine clearance 0.167 - 0.5 mL/s [10-30 mL/min]), the plasma concentrations of total inhibitors after a single dose of lovastatin were approximately two-fold higher than those in healthy volunteers.

Although the mechanism is not fully understood, cyclosporine increases the AUC of lovastatin acid presumably due, in part, to inhibition of CYP3A4.

The risk of myopathy is increased by high levels of HMG-CoA reductase inhibitory activity in plasma. Potent inhibitors of CYP3A4 can increase the plasma levels of HMG-CoA reductase inhibitory activity and increase the risk of myopathy (see WARNINGS AND PRECAUTIONS, Myopathy/Rhabdomyolysis and DRUG INTERACTIONS).

Animal Pharmacology

Cell Culture: Lovastatin was shown to be a potent reversible inhibitor of sterol synthesis from ¹⁴C-acetate in cell cultures using a mouse fibroblast line (L-M cells) and a rat liver cell line (GAI cells).

It was found that lovastatin is a potent inhibitor of sterol synthesis from ¹⁴C-acetate with IC₅₀ values of 11.1 and 2.7 nM respectively. The incorporation of ³H-mevalonate, the product of the HMG-CoA reductase reaction into sterols, was not affected in either cell line while incorporation of ¹⁴C-acetate into fatty acids was slightly stimulated. These results demonstrate that lovastatin does not inhibit the enzymes of cholesterol biosynthesis after the formation of mevalonate nor does it inhibit the enzymes required for the biosynthesis of fatty acids.

In the HMG-CoA reductase assay, lovastatin (a lactone) had 1/75 of the activity of its corresponding open hydroxy acid (to which it is converted after oral ingestion in man).

Rats

Lovastatin and its open acid form metabolite were administered to male rats (10/group) at doses of 0.01 to 1.25 mg/kg. The open acid was more active in inhibiting cholesterol synthesis from acetate.

In male rats (n=10/group), administration of lovastatin in the diet at concentrations of 0.003 to 0.075%, for 7 days, resulted in an 8-51% decrease in total serum cholesterol as seen in Table 5.

Table 5 - Plasma Cholesterol Lowering in Rats; Percent Inhibition as a Function of Percent Dietary Lovastatin

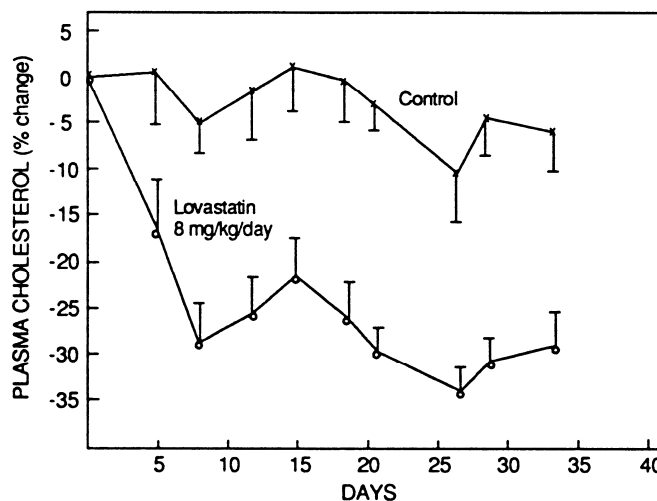
Serum Cholesterol (% Lowering from Control)			
Lovastatin ^a (% in diet)	Total-C	LDL + VLDL	HDL
0.00312	-8	-8	+8
0.00625	-12	-16	+9
0.0125	-29	-45	+17
0.025	-28	-50	+13
0.05	-45	-74	+24
0.075	-51	-78	+32

^a Rats (n=10/group) treated for 7 days with indicated levels of lovastatin. Animals maintained on a reverse lighting schedule (lights off at 4:00 a.m. and on at 4:00 p.m.). Assays were carried out 5-6 hours into lights out cycle.

Dogs

Eight dogs received 8 mg/kg/day, p.o. of lovastatin in their diet for a period of 34 days and 4 dogs served as controls. The maximum decrease was obtained by Day 8 of treatment and remained relatively constant for the remainder of the experiment. Decreases in plasma cholesterol ranged from 18.3% to 42.1% (mean $27.6 \pm$ S.E. of 2.8%). The results of this study are illustrated in Figure 1.

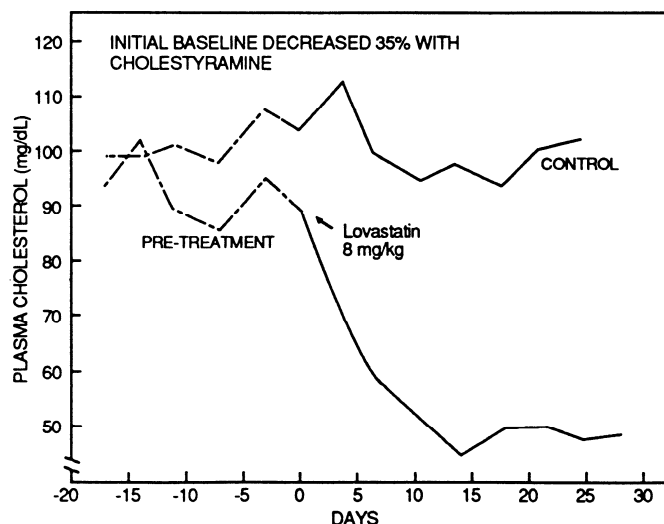
Figure 1 - Effect of lovastatin on plasma cholesterol levels in dogs



In four male beagle dogs, cholestyramine, a bile acid sequestrant, administered at a dose of 12 g/day resulted in an average sustained reduction in total plasma cholesterol of approximately 35%.

Two of these dogs later received 8 mg/kg/day of lovastatin. In the treated animals, there was a rapid response to treatment with cholesterol levels decreasing from an average value of 2.39 mmol/L (92.4 mg/dL) prior to treatment to 1.20 mmol/L (46.5 mg/dL) after treatment. The results of this study are illustrated in Figure 2.

Figure 2 - Plasma cholesterol lowering following oral administration of 8 mg/kg/day lovastatin in cholestyramine treated dogs (n=2).



Addition of lovastatin to the diet of cholestyramine primed dogs at levels of 1 to 8 mg/kg/day (2 dogs/dose group) resulted in a further dose-dependent decrease in plasma cholesterol of 14.2% (at 1 mg/kg/day) to 49.3% (at 8 mg/kg/day) below the levels established with cholestyramine alone. Withdrawal of lovastatin led to a gradual increase in plasma cholesterol levels to the original cholestyramine-induced values. Under these conditions there was a log-dose response.

Rabbits

Four male hypercholesterolemic Watanabe strain rabbits received lovastatin at a dose of 6 mg/kg/day, p.o. (administered by stomach tube) for a period of 21 days and four other hypercholesterolemic rabbits served as controls. Cholesterol levels of treated rabbits decreased by an average of 61.2 (± 11.0)% compared to 13.6% for the control rabbits.

LDL decreased markedly and HDL remained constant or increased.

Lovastatin administered at a dose of 20 mg/animal/day, p.o., (4 rabbits/group) prevents the increase of LDL-C in rabbits fed with a casein diet.

This effect is shown to be mediated through regulation of the levels of hepatic LDL-binding sites and increase in the rate of catabolism of LDL by the liver.

Pharmacokinetics

The pharmacokinetic profile of lovastatin has been investigated in mice, rats, dogs and monkeys. About 30% of an oral dose is absorbed and lovastatin is rapidly hydrolysed, probably in the plasma and in the liver, to an active open hydroxy acid metabolite. In the dog the availability of the absorbed drug to the general circulation is limited by its extensive first-pass extraction in the liver, probably its primary site of action, with subsequent excretion of drug equivalents in the bile. The major pharmacokinetic parameters in the animals are presented in Table 6.

Table 6 - Pharmacokinetic Parameters in Animals

		INTRAVENOUS		ORAL		
		DOSE	AUC	DOSE	T _{MAX}	AUC
MOUSE	Lovastatin	0.6	0.38	50	2	8.65
RAT	Lovastatin	0.8	0.776	8	2	1.91
	Open hydroxy acid metabolite	5	10.4	5	0.5	5.5
DOG	Lovastatin	0.8	1.64	8	2	1.4
	Open hydroxy acid metabolite	5	17.5	5	0.25	16.4
MONKEY	Lovastatin	0.8	1.17	8	2	0.82
	Open hydroxy acid metabolite	5	5.9	5	1	4.1

Doses are expressed in mg/kg

AUC values are in $\mu\text{Eq}\cdot\text{hr}\cdot\text{mL}^{-1}$ and are for 0-24 hr

In animal studies, after oral dosing, lovastatin had high selectivity for the liver, where it achieved substantially higher concentrations than in non-target tissues. Lovastatin undergoes extensive first-pass extraction in the liver, the primary site of action, with subsequent excretion of drug in the bile.

In all species studied, lovastatin and its active metabolite are >95% bound to plasma albumin.

The apparent volumes of distribution of lovastatin administered p.o. are 5 L/kg, 4 L/kg and 10 L/kg in rats, dogs and monkeys respectively. The apparent volumes of distribution of the open hydroxy acid metabolite administered intravenously are 2, 0.5 and 18 L/kg in rats, dogs and monkeys respectively.

About 90% of an oral dose of lovastatin is recovered in the feces and less than 2% in the urine.

TOXICOLOGY

Acute Toxicity

Table 7

Lovastatin			
Species	Sex	Route	LD₅₀ mg/kg (95% confidence limits)
Rat	Female	Oral	>5000
Rat	Male	Oral	>5000
Mouse	Female	Oral	>20000
Mouse	Male	Oral	>20000
Open Hydroxy Acid Form of Lovastatin L-154,819			
Mouse	Female	Oral	1230 - 1380
Mouse	Male	Oral	1230 - 1380
Mouse	Female	Intravenous	272 - 287
Mouse	Male	Intravenous	272 - 287
Rat	Female	Oral	≈1260
Rat	Male	Oral	≈1260
Rat	Female	Intraperitoneal	≈113
Rat	Male	Intraperitoneal	≈113

Subacute and Chronic Toxicity Studies

The spectrum of effects produced by lovastatin in mice, rats, rabbits, dogs and monkeys shown on Table 8 below is not unexpected in view of the magnitude of the dosage levels employed and the potency of lovastatin against the HMG-CoA reductase.

Table 8 - Lovastatin: Target Organs Observed in Animal Studies

Organ	Mouse	Rat	Rabbit	Dog	Monkey
Liver, neoplastic effect	+	-	-	-	-
Liver, non-neoplastic effect	+	+	+	+	-
Kidney	-	-	+	-	-
Gallbladder	-	NA	+	-	-
Stomach (non-glandular)	+	+	NA	NA	NA
Fetus	+	+	-	NT	NT
Eye (lens)	-	-	-	+	-
Brain (vasculature, optic tract)	-	-	-	+	-
Testes	-	-	-	+	-

+ = Organ affected in some way by drug treatment

- = No effect observed in this organ in this species

NT = Not tested

NA = Not applicable (organ does not exist in this species)

The following table summarizes the significant adverse changes noticed during the long-term toxicology studies with lovastatin.

Table 9 - Lovastatin: Significant Adverse Changes

	MINIMAL TOXIC DOSE (mg/kg/day)	NO-EFFECT DOSE (mg/kg/day)
MICE		
Hepatic tumors	500	100
Non-glandular gastric mucosa		
– Acanthosis	100	20
– Papillomas	100	20
Pulmonary adenoma	500	100
RATS		
Morphologic abnormalities in liver		
– Foci of cellular alteration	30	5
– Cellular atypia	30	5
Teratology		
– Skeletal malformations	800	80
Non-glandular gastric mucosa		
– Acanthosis, hyperkeratosis, submucosal edema	200	180
Elevated serum transaminase activity	30	5
RABBITS		
Hepatocellular necrosis	100	25
Renal tubular necrosis	100	25
DOGS		
Death	180	60
CNS pathology		
– Vascular degeneration (with associated focal hemorrhage and perivascular edema)	180	60
– Optic tract degeneration	60	30
Cataracts	60	30
Testicular degeneration	20	5
Elevated serum transaminase activity	20	5

An extensive series of studies were performed with the specific intent of exploring the relationship between the adverse changes and inhibition of HMG CoA-reductase with the goal of providing the necessary perspective for human risk assessment.

The results of these studies are shown on the table below:

Table 10 - Lovastatin: Key Issues Identified in Safety Assessment – Relationship to Inhibition of HMG-CoA Reductase

Clearly Mechanism-Based

- Hepatic morphologic changes in rats
- Hepatic necrosis in rabbits
- Teratology in rats
- Hyperplasia of gastric non-glandular mucosa in rodents

Most Probably Mechanism-Based

- Cataracts in dogs
- Papillomas in non-glandular gastric mucosa in mice
- Elevated serum transaminase activity in rats and dogs
- Renal tubular necrosis in rabbits

Relationship to Mechanism of Action Unknown; Possibly Mechanism-Based

- Associated with marked lowering of serum lipids
 - Vascular and neuronal degeneration in CNS of dogs
- Not associated with marked lowering of serum lipids
 - Liver tumors in mice
 - Testicular degeneration in dogs

Carcinogenesis and Mutagenesis Studies

In a 21-month carcinogenic study in mice, a statistically significant ($p \leq 0.05$) increase in the incidence of spontaneous hepatocellular carcinomas and adenomas was observed at doses of 500 mg/kg/day of lovastatin (312 times the maximum recommended human dose). These changes were not seen in mice given doses of 20 and 100 mg/kg/day (12.5 and 62.5 times the maximum recommended human dose).

A statistically significant increase ($p \leq 0.05$) in the spontaneous incidence of pulmonary adenomas was seen in female mice receiving 500 mg/kg/day (312 times the maximum recommended human dose); no similar changes were seen in males at any dose or in females receiving 20 or 100 mg/kg/day (12.5 or 62.5 times the maximum recommended human dose). Because the incidence of pulmonary tumors was within the range of untreated animals in studies of similar duration, the relationship of this latter change to treatment is not known.

In addition, an increase in the incidence of papilloma in the non-glandular mucosa of the stomach was observed in mice receiving 100 and 500 mg/kg/day (62.5 and 312 times the maximum recommended human dose); no increase was seen at a dosage of 20 mg/kg/day (12.5 times the maximum recommended human dose). The glandular mucosa was not affected. The human stomach contains only glandular mucosa. Importantly, there is a strong association between this change and hyperplasia of the squamous epithelium (acanthosis) in this region;

acanthosis is a characteristic change observed in the non-glandular mucosa of rodents treated with HMG-CoA reductase inhibitors and is most probably a result of inhibition of the reductase in this tissue.

Similar squamous epithelium is found in the oesophagus and ano-rectal junction of the mouse, rat, dog and monkey; however, no evidence of a similar drug-induced hyperplastic response was observed in these tissues in studies of up to 21 months in the mouse given up to 500 mg/kg/day (312 times the maximum recommended human dose), or in a study of 24 months in the rat given 180 mg/kg/day (112 times the maximum recommended human dose).

No evidence of mutagenicity was observed in a microbial mutagen test using mutant strains of *Salmonella typhimurium* with or without rat or mouse liver metabolic activation. In addition, no evidence of damage to genetic material was noted in an *in vitro* alkaline elution assay using rat or mouse hepatocytes, a V-79 mammalian cell forward mutation study, an *in vitro* chromosome aberration study in CHO cells, or an *in vivo* chromosomal aberration assay in mouse bone marrow.

Teratogenicity and Reproductive Studies

In rats, maternal treatment with lovastatin at dosages of 80 and 400 mg/kg/day (10- and 52-fold the maximum recommended therapeutic dose based on mg/m² body surface area) has been shown to reduce the fetal plasma levels of mevalonate. Developmental studies in mice and rats at daily oral doses of 80 mg/kg/day (5- and 10-fold, respectively, the maximum recommended therapeutic dose based on mg/m² body surface area) had no effect on the incidence of congenital malformations. In mice, an oral dose of 800 mg/kg/day (47 times the maximum recommended therapeutic dose based on mg/m² body surface area) resulted in a slight increase in the incidence of skeletal malformations compared with controls but the incidence of these skeletal malformations was within the range observed spontaneously in this strain of mouse. However, in rats, an oral dose of 800 mg/kg/day (103 times the maximum recommended therapeutic dose based on mg/m² body surface area) resulted in a higher incidence of skeletal malformations compared with controls. Subsequent studies conducted at dosages of up to 800 mg/kg/day (103 times the maximum recommended therapeutic dose based on mg/m² body surface area) showed that these skeletal malformations were consequences of maternal toxicity (forestomach lesions associated with maternal weight loss), peculiar to rodents and are highly unlikely to be due to a direct effect on the developing fetus. No developmental toxicity was noted in rabbits at a maximum tolerated dose of 15 mg/kg/day (approximately 2-fold the maximum recommended therapeutic dose based on mg/m² body surface area).

No drug-related effects on fertility were found in studies with rats. Lovastatin is excreted in rat milk.

BIBLIOGRAPHY

1. Alberts AW, Chen J, Kuron G, Hunt V, Huff J, Hoffman C, Rothrock J, Lopez M, Joshua H, Harris E, Patchett A, Monaghan R, Currie S, Stapley E, Albers-Schonberg G, Hensens O, Hirshfield J, Hoogsteen K, Liesch J, Springer J. Mevinolin: A highly-potent competitive inhibitor of hydroxymethylglutaryl-coenzyme A reductase and a cholesterol-lowering agent. *Proc Natl Acad Sci USA* 1980;77(7):3957-61.
2. Bilheimer DW, Grundy SM, Brown MS, Goldstein JL. Mevinolin and colestipol stimulate receptor-mediated clearance of low-density lipoprotein from plasma in familial hypercholesterolemia heterozygotes. *Proc Natl Acad Sci USA* 1983;80(13):4124-8.
3. Bilheimer DW, Grundy SM, Brown MS, Goldstein JL. Mevinolin stimulates receptor mediated clearance of low-density lipoprotein from plasma in familial hypercholesterolemia heterozygotes. *Trans Assoc Am Physicians* 1983;96:1-9.
4. Blankenhorn DH, Azen SP, Krams DM, Mack WJ, Cashin-Hemphill L, Hodis HN, DeBoer LWV, Mahrer PR, Masteller MJ, Vailas LI, Alaupovic P, Hirsch LJ, the MARS Research Group . The monitored atherosclerosis regression study (MARS): Coronary angiographic changes with lovastatin therapy. *Ann Intern Med* 1993;119:969-76.
5. Bradford RH, Shear CL, Chremos AN, Dujovne C, Downton M, Franklin FA, Gould AL, Hesney M, Higgins J, Hurley DP, Langendorfer A, Nash DT, Pool JL, Schnaper H. Expanded clinical evaluation of lovastatin (EXCEL) study results. I. Efficacy in modifying plasma lipoproteins and adverse event profile in 8245 patients with moderate hypercholesterolemia. *Arch Intern Med* 1991;151:43-9.
6. Brown BG, Albers JJ, Fisher LD, Schaefer SM, Lin JT, Kaplan CK, Khao XQ, Bisson BD, Fitzpatrick VF, Dodge HT. Regression of coronary artery disease as a result of intensive lipid-lowering therapy in men with high levels of apolipoprotein B. *N Eng J Med* 1990;323:1289-98.
7. Cashin-Hemphill L, Krams DM, Azen P, DeMets D, DeBoer L, Hwang I, Vailas L, Hirsch LJ, Mack WJ, Hodis HN, Mahrer PR, Selzer RH, Alaupovic P, Blankenhorn DH. The monitored atherosclerosis regression study (MARS). *On line J of Curr Clin Trials* 1992;1059-2725.
8. DeLong D, et al. A comparison of methods. *JAMA* 1986; 256: 2372-77
9. East C, Alivizatos PA, Grundy SC, Jones PH, Farmer JA. Rhabdomyolysis in patients receiving lovastatin after cardiac transplantation. *N Engl J Med* 1988;318(1):47-8.
10. East CA, Grundy SM, Bilheimer DW. Preliminary report: Treatment of Type 3 hyperlipoproteinemia with mevinolin. *Metab Clin Exp* 1986;35(2):97-8.

11. Effects of lipid-lowering therapy with lovastatin on the progression of coronary atherosclerosis. The Mevinolin (lovastatin) atherosclerosis regression study (MARS). Abstract presented EAS Meeting, Nice France, May 1992.
12. Fredrickson DS, Levy RI, Lees RS. Fat transport in lipoproteins - An integrated approach to mechanisms and disorders. *N Engl J Med* 1967;276:148-56.
13. Furberg CD, Adams HP Jr, Applegate WB, Byington RP, Espeland MA, Hartwell T, Hunninghake DB, Lefkowitz DS, Probstfield J, Riley WA, Young B for the Asymptomatic Carotid Artery Progression Study (ACAPS) research group. Effect of lovastatin on early carotid atherosclerosis and cardiovascular events. *Circulation* 1994;90(4):1679-87.
14. Garg A, Grundy SM. Lovastatin for lowering cholesterol levels in non-insulin-dependent diabetes mellitus. *N Engl J Med* 1988;318(2):81-6.
15. Germershausen JI, Hunt VM, Bostedor RG, Bailey PJ, Karkas JD, Alberts AW. Tissue selectivity of the cholesterol-lowering agents lovastatin, simvastatin and pravastatin in rats in vivo. *Biochem Biophys Res Commun* 1989;158(3):667-75.
16. Ghidini A, et al. Congenital abnormalities (VATER) in baby born to mother using lovastatin. *Lancet* 1992;339:1416-7.
17. Ghirlanda G, Oradei A, Manto A, Lippa S, Uccioli L, Caputo S, Greco AV, Littarru GP. Evidence of plasma CoQ₁₀-lowering effect by HMG-CoA reductase inhibitors: a double-blind, placebo-controlled study. *J Clin Pharmacol* 1993;33:226-9.
18. Grundy SM. Dietary and drug regulation of cholesterol metabolism in man. *Lipid Pharmacol* 1976;2-II:127.
19. Grundy SM, Bilheimer DW. Inhibition of 3-hydroxy-3-methyl-glutaryl-CoA reductase by mevinolin in familial hypercholesterolemia heterozygotes: Effects on cholesterol balance. *Proc Natl Acad Sci USA* 1984;81(4):2538-42.
20. Grundy SM, Vega GL. Effects of mevinolin on plasma lipoprotein (LP) metabolism in moderate hypercholesterolemia. *Circulation* 1984;70(4, Part 3):II 268.
21. Grundy SM, Vega GL. Influence of mevinolin on metabolism of low-density lipoproteins in primary moderate hypercholesterolemia. *J Lipid Res* 1985;26(12):1464-75.
22. Grundy SM, Vega GL, Bilheimer DW. Influence of combined therapy with mevinolin and interruption of bile-acid reabsorption on low-density lipoproteins in heterozygous familial hypercholesterolemia. *Ann Intern Med* 1985;103(3):339-43.

23. Hoeg JM, Maher MB, Bailey KR, Brewer HB. The effects of mevinolin and neomycin alone and in combination on plasma lipid and lipoprotein concentrations in type II hyperlipoproteinemia. *Atherosclerosis* 1986;60:209-14.
24. Hoeg JM, Maher MB, Bailey KR, Brewer HB. Comparison of six pharmacologic regimens for hypercholesterolemia. *Am J Cardiol* 1987;59:812-5.
25. Hoeg JM, Maher MB, Zech LA, Bailey KR, Gregg RE, Lachner KJ, Fojo SS, Anchors MA, Bojanovsky M, Sprecher DL, Brewer HB Jr. Effectiveness of mevinolin on plasma lipoprotein concentration in type II hyperlipoproteinemia. *Am J Cardiol* 1986;57(11):933-9.
26. Illingworth DR. How effective is drug therapy in heterozygous familial hypercholesterolemia? *Am J Cardiol* 1993;72:54D-58D.
27. Illingworth DR, Connor WE. Hypercholesterolemia persisting after distal ileal bypass; response to mevinolin. *Ann Intern Med* 1984;100(6):850-1.
28. Illingworth DR, Corbin D. The influence of mevinolin on the adrenal cortical response to corticotropin in heterozygous familial hypercholesterolemia. *Proc Natl Acad Sci USA* 1985;82(18):6291-4.
29. Illingworth DR, Sexton GJ. Hypocholesterolemic effects of mevinolin in patients with heterozygous familial hypercholesterolemia. *J Clin Invest* 1984;74(6):1972-8.
30. Illingworth DR. Comparative efficacy of once versus twice daily mevinolin in the therapy of familial hypercholesterolemia. *Clin Pharmacol Ther* 1986;40:338-43.
31. Illingworth DR. Mevinolin plus colestipol in therapy for severe heterozygous familial hypercholesterolemia. *Ann Intern Med* 1984;101(5):598-604.
32. Illingworth DR, Pappu AS, Bacon SP. Metabolic and clinical effects of mevinolin in familial hypercholesterolemia. *Atherosclerosis* 1986;VII:611-4.
33. Krukemyer JJ, Talbert RL. Lovastatin: a new cholesterol-lowering agent. *Pharmacotherapy* 1987;7(6):198-210.
34. Lipid Research Clinics Program. The Lipid Research Clinics Coronary Primary Prevention Trial Results. I. Reduction in Incidence of Coronary Heart Disease and, II. The Relationship of Reduction in Incidence of Coronary Heart Disease to Cholesterol Lowering. *JAMA* 1984;251:351-74.
35. Mabuchi H, Haba T, Tatami R, Miyamoto S, Sakai Y, Wakasugi T, Watanabe A, Kiozumi J, Takeda R. Effects of an inhibitor of 3-hydroxy-3-methyl-glutaryl coenzyme A reductase on serum lipoproteins and uriquinone-10 levels in patients with familial hypercholesterolemia. *N Engl J Med* 1981;305(9):478-82.

36. Malloy MJ, Kane JP, Kunitake ST, Tun P. Complementarity of colestipol, niacin, and lovastatin in treatment of severe familial hypercholesterolemia. *Ann Intern Med* 1987;107(5):616-23.
37. Norman DJ, Illingworth DR, Munson J, Hosenpud J. Myolysis and acute renal failure in a heart-transplant recipient receiving lovastatin. *N Engl J Med* 1988;318(1):46-7
38. Quérin S, Lambert R, Cusson JR, Grégoire S, Vickers S, Stubbs Sweany AE, Larochelle P. Single-dose pharmacokinetics of ¹⁴C-lovastatin in chronic renal failure. *Clin Pharmacol Ther* 1991;437-41.
39. Scanu AM. Lipoprotein(a) as a cardiovascular risk factor. *Trends Cardiovasc Med* 1991;1:294-9.
40. Smith GD, Song F, Sheldon TA. Cholesterol lowering and mortality: the importance of considering initial level of risk. *Br Med J* 1993;306:1367-71.
41. Stein EA. Treatment of familial hypercholesterolemia with drugs in children. *Arteriosclerosis* 1989;9(1 Suppl):I-145-51.
42. Thompson GR, Ford J, Jenkinson M, Trayner I. Efficacy of mevinolin as adjuvant therapy for refractory familial hypercholesterolemia. *Q J Med* 1986;60(232):803-11.
43. Tobert JA, Bell GD, Birtwell J, James I, Kukovetz WR, Pryor JS, Buntinx A, Holmes IB, Chao YS, Bolognese JA. Cholesterol-lowering effect of mevinolin, an inhibitor of 3-hydroxy-3-methyl-glutaryl-coenzyme A reductase, in healthy volunteers. *J Clin Invest* 1982;69(4):913-9.
44. Tobert JA. Reply to two letters addressed to the Editor in *The New England Journal of Medicine*. *N Engl J Med* 1988;318(1):48.
45. Tobert JA, Hitzenberger G, Kukovetz WR, Holmes IB, Jones KH. Rapid and substantial lowering of human serum cholesterol by mevinolin (MK-803), an inhibitor of hydroxymethylglutaryl-coenzyme A reductase. *Atherosclerosis* 1982;41(1):61-5.
46. Traber mg, Kayden HJ. Inhibition of cholesterol synthesis by mevinolin lipoprotein receptor activity in human monocyte-derived macrophages. *Atherosclerosis* 1984;52(1):1-11.
47. Uauy R, Vega GL, Grundy SM, Bilheimer DM. Lovastatin therapy in receptor-negative homozygous familial hypercholesterolemia: lack of effect on low-density lipoprotein concentrations or turnover. *J Pediatr* 1988;113:387-92.

48. Vega GL, Grundy SC. Treatment of primary moderate hypercholesterolemia with lovastatin (Mevinolin) and Colestipol. *JAMA* 1987;257(1):33-8.
49. Waters D, Higginson L, Gladstone P, Kimball B, Le May M, Broccuzzi SJ, Lespérance J, the CCAIT Study Group. Effects of monotherapy with an HMG-CoA reductase inhibitor on the progression of coronary atherosclerosis as assessed by serial quantitative arteriography. The Canadian Coronary Atherosclerosis Intervention Trial. *Circulation* 1994;89(3):959-68.
50. Waters D, Higginson L, Gladstone P, Kimball B, Lemay M, Lesperance J. Design features of a controlled clinical trial to assess the effect of an HMG CoA reductase inhibitor on the progression of coronary artery disease. *Controlled Clin Trials* 1993;14(1):45-74.
51. Yoshida EM, Levin A. Lovastatin and cholestasis. *Can Med Ass J* 1993;148(3):374.

PART III: CONSUMER INFORMATION


MEVACOR[®]
 lovastatin tablets

This leaflet is part III of a three-part "Product Monograph" published when MEVACOR[®] was approved for sale in Canada and is designed specifically for Consumers. This leaflet is a summary and will not tell you everything about MEVACOR[®]. Contact your physician or pharmacist if you have any questions about the drug.

Remember - This medicine is prescribed for the particular condition that you have. **Do not give this medicine to other people, nor use it for any other condition.**

ABOUT THIS MEDICATION

MEVACOR[®] is the brandname for the substance lovastatin available **only on prescription** from your physician.

What the medication is used for:

Your physician has prescribed MEVACOR[®] to help lower your elevated levels of cholesterol associated with normal or elevated triglycerides.

Elevated cholesterol can cause coronary heart disease (CHD) by clogging the blood vessels (atherosclerosis) that carry oxygen and nutrients to the heart. MEVACOR[®] is used to slow progression of atherosclerosis in the coronary arteries (blood vessels of the heart).

As part of your treatment plan to lower cholesterol, and depending on your health and lifestyle, your physician may recommend a diet to reduce cholesterol and other measures such as exercise and weight control.

What it does:

Lovastatin is one of the class of medicines known as **Lipid Metabolism Regulators**. They **inhibit**, in other words block, an enzyme that is necessary for the body to make cholesterol. In this way, less cholesterol is produced in the liver. Medicines like this one are prescribed **along with**, and **not as a substitute for**, a special diet and other measures. Lovastatin is used to lower the levels of cholesterol (particularly Low Density Lipoprotein (LDL) cholesterol) and other fats in the blood. This may help prevent heart disease if caused by cholesterol clogging the blood vessels or slow the progression of atherosclerosis (hardening) of the arteries that nourish your heart, so-called coronary heart disease (CHD).

When it should not be used:

Do not take MEVACOR[®] if you are:

- allergic to any of its components
- diagnosed with active liver disease
- pregnant or breast-feeding

What the medicinal ingredient is:

Lovastatin

What the non-medicinal ingredients are:

Butylated hydroxyanisole, lactose, magnesium stearate, microcrystalline cellulose, pregelatinized starch. Tablets MEVACOR[®] 20 mg also contain indigotine on alumina. Tablets MEVACOR[®] 40 mg contain indigotine, Quinoline yellow, both on alumina substratum.

What dosage forms it comes in:

Tablets 20 mg (light blue) and 40 mg (green).

WARNINGS AND PRECAUTIONS

Before taking MEVACOR[®], tell your physician or pharmacist if you:

- are pregnant, intend to become pregnant, are breast-feeding or intend to breast-feed
- have thyroid problems
- regularly drink *three or more* alcoholic drinks daily
- are taking any other cholesterol lowering medication such as fibrates (gemfibrozil, fenofibrate), niacin or ezetimibe
- are taking any other medications, including prescription, nonprescription and natural health products as drug interactions are possible
- have a family history of muscular disorders
- had any past problems with the muscles (pain, tenderness), after using an HMG-CoA reductase inhibitor ("statin") such as atorvastatin (Lipitor), fluvastatin (Lescol*), pravastatin (Pravachol*), rosuvastatin (Crestor*) or simvastatin (ZOCOR[®]), or have developed an allergy or intolerance to them
- have kidney or liver problems
- have diabetes
- have undergone surgery or other tissue injury
- do excessive physical exercise
- are of childbearing age. Cholesterol compounds are essential elements for the development of a fetus. Cholesterol-lowering drugs can harm the fetus. If you are of childbearing age, discuss with your physician the potential hazards to the fetus and the importance of birth control methods.
- become pregnant. MEVACOR[®] should not be used by pregnant women. If you become pregnant, discontinue use immediately and discuss with your physician.

INTERACTIONS WITH THIS MEDICATION

You should tell your physician about all drugs that you are using or plan to use, including those obtained without a prescription, while taking MEVACOR[®]. You should also tell any physician who is prescribing a new medication for you that you are taking MEVACOR[®].

Because taking MEVACOR[®] with any of the following drugs can increase the risk of muscle problems (see Side effects and what to do about them), it is particularly important to tell your physician if you are taking:

- cyclosporine (immunosuppressant)
- danazol
- antifungal agents (such as itraconazole or ketoconazole)
- fibric acid derivatives (bezafibrate, fenofibrate, and gemfibrozil) (drugs to treat lipids problems)
- the antibiotics (erythromycin, clarithromycin, telithromycin, and fusidic acid [oral or intravenous])
- HIV protease inhibitors (such as indinavir, nelfinavir, ritonavir and saquinavir)
- the antidepressant nefazodone
- amiodarone (a drug used to treat an irregular heartbeat)
- verapamil (a drug used to treat high blood pressure or angina)
- large doses (more than 1 g/day) of niacin (nicotinic acid) (drug to treat lipids problems)

It is also important to tell your physician if you are taking corticosteroids, anticoagulants (drug that prevents blood clots, such as warfarin) or digoxin (a drug used to treat heart problems).

The safety of this medicine has not been established in adolescents and children.

PROPER USE OF THIS MEDICATION

Usual Dose:

- Take your medication exactly as your physician instructed. Do not change the dose unless directed by a physician. It is usually recommended as a single dose with the evening meal or in two divided doses with the morning and evening meals. Your physician may adjust your dose to a maximum of 80 mg/day, given in single doses with the evening meal or divided doses with the morning and evening meals. It is important to continue taking the tablets as instructed. **Do not alter the dosage or stop taking the medicine without consulting your physician.**
- Carefully follow any measures that your physician has recommended for diet, exercise or weight control.
- When taking MEVACOR[®], you should avoid consuming very large amounts (over 1 liter daily) of grapefruit juice; however, typical consumption (one 250-mL glass daily) is unlikely to cause any problems.
- When taking MEVACOR[®] concurrently with cholestyramine or any other resin, an interval of at least two hours should be maintained between the two drugs.
- Keep your appointments regularly with your physician so that your blood can be tested and your progress checked at proper intervals.
- Avoid drinking large quantities of alcohol.
- **Do not start taking any other medicines** unless you have discussed the matter with your physician.
- Let your physician know if you suffer a severe injury, or severe infection.

- If you have to undergo any kind of surgery, tell your physician about the planned surgery; and also inform the dentist or the physician in charge that you are taking this or any other medicine.

Overdose:

Contact your physician immediately.

In case of drug overdose, contact a health care practitioner, hospital emergency department or regional Poison Control Centre immediately, even if there are no symptoms.

Missed Dose:

If you miss taking a tablet at its usual time, take it as soon as possible. But, if it is too close to the time of your next dose: take only the prescribed dose at the appointed time. **Do not take a double dose.**

SIDE EFFECTS AND WHAT TO DO ABOUT THEM

Along with its intended action, any medication may cause unwanted effects. Most people do not have any problem when taking this medicine; but if you notice any of the following reactions, **check with your physician as soon as possible:**

- Fever
- Blurred vision
- Muscle effects

Some other side effects that may occur, generally do not require medical attention, and may come and go during treatment. But if any of the following persist or become troublesome, **do check with your physician or pharmacist:**

- Constipation, diarrhea, gas, stomach upset, nausea
- Pain in the abdomen
- Headache, dizziness
- Skin rash
- Memory loss
- Depression
- Erectile dysfunction

Possible side effects reported with some statins:

- Breathing problems including persistent cough and/or shortness of breath or fever.
- Sleep Disturbances, including insomnia and nightmares.
- Mood related disorders.

SERIOUS SIDE EFFECTS, HOW OFTEN THEY HAPPEN AND WHAT TO DO ABOUT THEM

Symptoms/ effects		Talk with your physician or pharmacist		Stop taking drug and call your physician or pharmacist
		Only if severe	In all cases	
Rare	• Allergic reactions			✓
	• Brownish or discoloured urine		✓	
	• Generalized weakness, especially if you do not feel well		✓	
	• Unexplained muscle pain		✓	
	• Muscle tenderness or muscle weakness		✓	

Side effects such as myalgia (muscle pain), myopathy (muscle disease with aching or weakness), rhabdomyolysis (a muscle wasting disease), associated tenderness, and rare cases of rhabdomyolysis leading to kidney failure have been reported with other drugs of this class, known as HMG-CoA reductase inhibitors (“statins”), including MEVACOR®.

As these muscle problems are on rare occasions serious, you should contact your physician promptly if you experience any of the following:

- muscle pain that you cannot explain
- muscle tenderness or muscle weakness
- generalized weakness, especially if you do not feel well (i.e. fever or fatigue)
- brownish or discoloured urine

Contact your physician promptly if you experience muscle pain, tenderness, or weakness. This is because on rare occasions, muscle problems can be serious, including muscle breakdown resulting in kidney damage.

This risk of muscle breakdown is greater for patients taking higher doses of MEVACOR®. This risk of muscle breakdown is greater for patients with abnormal kidney function.

This is not a complete list of side effects. For any unexpected effects while taking MEVACOR®, contact your physician or pharmacist.

HOW TO STORE IT

Store your tablets at room temperature (15°C - 30°C), in a tightly closed container, away from heat and direct light, and out of damp places, such as the bathroom or kitchen.

Keep all medicines out of the reach of children.

Do not use outdated medicine.

REPORTING SUSPECTED SIDE EFFECTS

You can report any suspected adverse reactions associated with the use of health products to the Canada Vigilance Program by one of the following 3 ways:

- Report online at www.healthcanada.gc.ca/medeffect
- Call toll-free at 1-866-234-2345
- Complete a Canada Vigilance Reporting Form and:
 - Fax toll-free to 1-866-678-6789, or
 - Mail to: Canada Vigilance Program
Health Canada
Postal Locator 0701E
Ottawa, Ontario
K1A 0K9

Postage paid labels, Canada Vigilance Reporting Form and the adverse reaction reporting guidelines are available on the MedEffect™ Canada Web site at www.healthcanada.gc.ca/medeffect

or at Merck Canada Inc. by one of the following 2 ways:

- Call toll-free at 1-800-567-2594
- Complete a Canada Vigilance Reporting Form and:
 - Fax toll-free to 1-866-496-9092, or
 - Mail to: Merck Canada Inc.
Pharmacovigilance
P.O. Box 1005
Pointe-Claire - Dorval, QC H9R 4P8

NOTE: Should you require information related to the management of side effects, contact your health professional. The Canada Vigilance Program or Merck do not provide medical advice.

MORE INFORMATION

This document plus the full product monograph, prepared for health professionals can be found at:

<http://www.merck.ca>

or by contacting the sponsor, Merck Canada Inc., at: 1-800-567-2594

This leaflet was prepared by Merck Canada Inc.

Last revised: March 1, 2011

® Registered trademarks of Merck Sharp & Dohme Corp., a subsidiary of **Merck & Co., Inc.** Used under license.

* All other trademarks are the property of their respective owners.

©2011, Merck Canada Inc., a subsidiary of Merck & Co., Inc. All rights reserved.

